



MONTHLY REPORT OF DISBURSEMENTS
For the month of April, 2020

Department: State Universities and Colleges (SUCs)
 Entity Name: Surigao del Sur State University
 Operating Unit: N/A
 Organization Code (UACS): 081060000000
 Funding Source Code (as clustered):
 (e.g. Old Fund Code: 101,102, 151)

| PARTICULARS | CURRENT YEAR BUDGET | | | | | PRIOR YEAR'S BUDGET | | | | | | | | | | SUB-TOTAL | TRUST LIABILITIES | | | | GRAND TOTAL | | | | | Remarks | |
|-------------------------------------|----------------------|---------------------|----------|----------------------|----------------------|-------------------------------|----------|----------|----------|---------------|---------------------------------|----------|----------|----------|------------------|------------|----------------------|----------|----------|----------|---------------|----------------------|---------------------|----------|----------------------|----------------------|-------|
| | PS | MOOE | Fin. Exp | CO | TOTAL | PRIOR YEAR'S ACCOUNTS PAYABLE | | | | | CURRENT YEAR'S ACCOUNTS PAYABLE | | | | | | TOTAL | PS | MOOE | CO | TOTAL | PS | MOOE | Fin. Exp | CO | | TOTAL |
| | | | | | | PS | MOOE | Fin. Exp | CO | Sub-Total | PS | MOOE | Fin. Exp | CO | Sub-Total | | | | | | | | | | | | |
| 1 | 2 | 3 | 4 | 5 | 6=(2+3+4+5) | 7 | 8 | 9 | 10 | 11=(7+8+9+10) | 12 | 13 | 14 | 15 | 16=(12+13+14+15) | 17=(11+16) | 18=(6+17) | 19 | 20 | 21 | 22=(19+20+21) | 23 | 24 | 25 | 26 | 27=(23+24+25+26) | 28 |
| Notice of Cash Allocation (NCA) | 20,598,614.53 | 3,064,008.00 | | 17,891,028.89 | 41,553,651.42 | - | - | - | - | - | - | - | - | - | - | - | 41,553,651.42 | | | | | 20,598,614.53 | 3,064,008.00 | | 17,891,028.89 | 41,553,651.42 | |
| MDS Checks Issued | 20,000.00 | 1,541,486.47 | | 16,802,666.30 | 18,364,152.77 | - | - | - | - | - | - | - | - | - | - | - | 18,364,152.77 | | | | | 20,000.00 | 1,541,486.47 | | 16,802,666.30 | 18,364,152.77 | |
| Advice to Debit Account | 20,578,614.53 | 1,522,521.53 | | 1,088,362.59 | 23,189,498.65 | - | - | - | - | - | - | - | - | - | - | - | 23,189,498.65 | | | | | 20,578,614.53 | 1,522,521.53 | | 1,088,362.59 | 23,189,498.65 | |
| Working Fund (NCA issued to BTr) | | | | | | - | - | - | - | - | - | - | - | - | - | - | 3,261,193.90 | | | | | 1,528,807.88 | 74,134.54 | | 1,658,251.48 | 3,261,193.90 | |
| Tax Remittance Advices Issued (TRA) | 1,528,807.88 | 74,134.54 | | 1,658,251.48 | 3,261,193.90 | - | - | - | - | - | - | - | - | - | - | - | 3,261,193.90 | | | | | | | | | | |
| Cash Disbursement Ceiling (CDC) | | | | | | - | - | - | - | - | - | - | - | - | - | - | - | - | - | - | - | - | - | - | - | - | - |
| Non-Cash Availment Authority (NCAA) | | | | | | - | - | - | - | - | - | - | - | - | - | - | - | - | - | - | - | - | - | - | - | - | - |
| Others (CDT, BTr Docs Stamp, etc.) | | | | | | - | - | - | - | - | - | - | - | - | - | - | - | - | - | - | - | - | - | - | - | - | - |
| TOTAL | 22,127,422.41 | 3,138,142.54 | - | 19,549,280.37 | 44,814,845.32 | - | - | - | - | - | - | - | - | - | - | - | 44,814,845.32 | - | - | - | - | 22,127,422.41 | 3,138,142.54 | - | 19,549,280.37 | 44,814,845.32 | |

| SUMMARY: | Previous Report | This month (April) | As of Date | Total Disbursements Program | Less: * Actual Disbursements (Over)/Under spending | Previous Report | This month (April) | As of Date |
|---|----------------------|-----------------------|-----------------------|-----------------------------|--|-----------------|--------------------|------------|
| | | | | | | | | |
| Total Disbursement Authorities Received | | | | | | | | |
| NCA | 54,928,016.00 | 115,165,000.00 | 115,165,000.00 | | | | | |
| Working Fund | | | | | | | | |
| TRA | 4,819,082.78 | 3,261,193.90 | 3,261,193.90 | | | | | |
| CDC | | | | | | | | |
| NCAA | | | | | | | | |
| Others (CDT, BTr Docs Stamp, etc.) | | | | | | | | |
| Less: Notice of Transfer Allocations (NTA)* issued | | | | | | | | |
| Total Disbursements Authorities Available | 59,747,098.78 | 118,426,193.90 | 118,426,193.90 | | | | | |
| Less: Lapsed NCA | | 2,163.20 | | | | | | |
| Disbursements * | 59,744,935.58 | 44,814,845.32 | 44,814,845.32 | | | | | |
| Balance of Disbursements Authorities as of to date | - | 73,611,348.58 | 73,611,348.58 | | | | | |

Certified Correct: 
 CAMILO D. MAFIONG JR., DBA
 Accountant III/ Director for Finance
 Date: _____


Approved By: 
 BACELEDE B. ESTAL, PhD
 SUC President III
 Date: _____


MONTHLY REPORT OF DISBURSEMENTS
For the month of May 2020

Department: State Universities and Colleges (SUCs)
 Entity Name: Surigao del Sur State University
 Operating Unit: NA
 Organization Code (UACS): 08106000000
 Funding Source Code (as clustered): _____
 (e.g. Old Fund Code: 101,102, 101)

| PARTICULARS | CURRENT YEAR BUDGET | | | | | PRIOR YEAR'S BUDGET | | | | | | | | | | | SUB-TOTAL | TRUST LIABILITIES | | | | GRAND TOTAL | | | | | Remarks | |
|-------------------------------------|----------------------|---------------------|----------|----------|----------------------|-------------------------------|----------|----------|----------|---------------|---------------------------------|----------|----------|----------|------------------|------------|----------------------|-------------------|----------|----------|---------------|----------------------|---------------------|----------|----------|----------------------|---------|-------|
| | PS | MOOE | Fin. Exp | CO | TOTAL | PRIOR YEAR'S ACCOUNTS PAYABLE | | | | | CURRENT YEAR'S ACCOUNTS PAYABLE | | | | | | | TOTAL | PS | MOOE | CO | TOTAL | PS | MOOE | Fin. Exp | CO | | TOTAL |
| | | | | | | PS | MOOE | Fin. Exp | CO | Sub-Total | PS | MOOE | Fin. Exp | CO | Sub-Total | PS | | | | | | | | | | | | |
| 1 | 2 | 3 | 4 | 5 | 6=(2+3+4+5) | 7 | 8 | 9 | 10 | 11=(7+8+9+10) | 12 | 13 | 14 | 15 | 16=(12+13+14+15) | 17=(11+16) | 18=(6+17) | 19 | 20 | 21 | 22=(19+20+21) | 23 | 24 | 25 | 26 | 27=(23+24+25+26) | 28 | |
| Notice of Cash Allocation (NCA) | 32,006,873.11 | 1,529,677.41 | - | - | 33,536,550.52 | - | - | - | - | - | - | - | - | - | - | - | 33,536,550.52 | - | - | - | - | 32,006,873.11 | 1,529,677.41 | - | - | 33,536,550.52 | | |
| MDS Checks Issued | 192,828.70 | 843,126.79 | - | - | 1,035,955.49 | - | - | - | - | - | - | - | - | - | - | - | 1,035,955.49 | - | - | - | - | 192,828.70 | 843,126.79 | - | - | 1,035,955.49 | | |
| Advice to Debit Account | 31,814,044.41 | 686,550.62 | - | - | 32,500,595.03 | - | - | - | - | - | - | - | - | - | - | - | 32,500,595.03 | - | - | - | - | 31,814,044.41 | 686,550.62 | - | - | 32,500,595.03 | | |
| Working Fund (NCA issued to BTR) | 1,578,497.44 | 26,852.78 | - | - | 1,605,350.22 | - | - | - | - | - | - | - | - | - | - | - | 1,605,350.22 | - | - | - | - | 1,578,497.44 | 26,852.78 | - | - | 1,605,350.22 | | |
| Tax Remittance Advices Issued (TRA) | - | - | - | - | - | - | - | - | - | - | - | - | - | - | - | - | - | - | - | - | - | - | - | - | - | - | | |
| Cash Disbursement Ceiling (CDC) | - | - | - | - | - | - | - | - | - | - | - | - | - | - | - | - | - | - | - | - | - | - | - | - | - | - | | |
| Non-Cash Availment Authority (NCAA) | - | - | - | - | - | - | - | - | - | - | - | - | - | - | - | - | - | - | - | - | - | - | - | - | - | - | | |
| Others (CDT, BTR Docs Stamp, etc.) | - | - | - | - | - | - | - | - | - | - | - | - | - | - | - | - | - | - | - | - | - | - | - | - | - | - | | |
| TOTAL | 33,585,370.55 | 1,556,530.19 | - | - | 35,141,900.74 | - | - | - | - | - | - | - | - | - | - | - | 35,141,900.74 | - | - | - | - | 33,585,370.55 | 1,556,530.19 | - | - | 35,141,900.74 | | |

| SUMMARY: | | | | Total Disbursements Program | | |
|---|-----------------------|------------------------|-----------------------|-----------------------------|------------------|----------------|
| | Previous Report | This month (May) | As of Date | Previous Report | This month (May) | As of Date |
| Total Disbursement Authorities Received | | | | 118,426,193.90 | 1,605,350.22 | 120,031,544.12 |
| NCA | 115,165,000.00 | - | 115,165,000.00 | 44,814,845.32 | 35,141,900.74 | 79,956,746.06 |
| Working Fund | 3,261,193.90 | 1,605,350.22 | 4,866,544.12 | 73,611,348.58 | (33,536,550.52) | 40,074,798.06 |
| TRA | | | | | | |
| CDC | | | | | | |
| NCAA | | | | | | |
| Others (CDT, BTR Docs Stamp, etc.) | | | | | | |
| Less: Notice of Transfer Allocations (NTA)* issued | | | | | | |
| Total Disbursements Authorities Available | 118,426,193.90 | 1,605,350.22 | 120,031,544.12 | | | |
| Less: Lapsed NCA | | | | | | |
| Disbursements * | 44,814,845.32 | 35,141,900.74 | 79,956,746.06 | | | |
| Balance of Disbursements Authorities as of to date | 73,611,348.58 | (33,536,550.52) | 40,074,798.06 | | | |

Certified Correct: 
 CAMILO D. MALONG JR., DBA
 Accountant III / Director for Finance
 Date: _____


Approved By: 
 BACELEDES R. ESTAL, PhD
 SUC President III
 Date: _____


MONTHLY REPORT OF DISBURSEMENTS
For the month of June 2020

Department: State Universities and Colleges (SUCs)
 Entity Name: Surigao del Sur State University
 Operating Unit: N/A
 Organization Code (UACS): 081060000000
 Funding Source Code (as clustered):
 (e.g. Old Fund Code: 101,102, 151)

| PARTICULARS | CURRENT YEAR BUDGET | | | | | PRIOR YEAR'S BUDGET | | | | | | | | | | SUB-TOTAL | TRUST LIABILITIES | | | | GRAND TOTAL | | | | | emart | | |
|-------------------------------------|----------------------|---------------------|----------|----------------------|----------------------|-------------------------------|---------------------|----------|---------------------|---------------------|---------------------------------|----------|----------|----------------------|----------------------|----------------------|----------------------|----------|----------|----------|---------------|----------------------|---------------------|----------|----------------------|----------------------|---------------|--|
| | PS | MOOE | Fin. Exp | CO | TOTAL | PRIOR YEAR'S ACCOUNTS PAYABLE | | | | | CURRENT YEAR'S ACCOUNTS PAYABLE | | | | | | TOTAL | PS | MOOE | CO | TOTAL | PS | MOOE | Fin. Exp | CO | | TOTAL | |
| | | | | | | PS | MOOE | Fin. Exp | CO | Sub-Total | PS | MOOE | Fin. Exp | CO | Sub-Total | | | | | | | | | | | | | |
| 1 | 2 | 3 | 4 | 5 | 6=(2+3+4+5) | 7 | 8 | 9 | 10 | 11=(7+8+9+10) | 12 | 13 | 14 | 15 | 16=(12+13+14+15) | 17=(11+16) | 18=(6+17) | 19 | 20 | 21 | 22=(19+20+21) | 23 | 24 | 25 | 26 | 27=(23+24+25+26) | 28 | |
| Notice of Cash Allocation (NCA) | 15,912,397.78 | 3,196,211.96 | | 11,328,695.30 | 30,437,305.04 | 85,733.64 | 1,274,038.91 | | 1,564,839.76 | 2,924,612.31 | | | | 18,620,587.00 | 18,620,587.00 | 21,545,199.31 | 51,982,504.35 | | | | | 15,998,131.42 | 4,470,250.87 | | | 31,514,122.06 | 51,982,504.35 | |
| MDS Checks Issued | 109,340.00 | 1,618,497.96 | | 11,328,695.30 | 13,056,533.26 | 9,450.00 | 664,191.98 | | | 15,696,044.11 | | | | 15,022,402.13 | 15,022,402.13 | - | - | | | | | 118,790.00 | 2,282,669.94 | | | 26,351,097.43 | 28,752,577.37 | |
| Advice to Debit Account | 15,803,057.78 | 1,577,714.00 | | | 17,380,771.78 | 76,283.64 | 609,846.93 | | 1,564,839.76 | 2,250,970.33 | | | | 3,598,184.87 | 3,598,184.87 | 5,849,155.20 | 23,229,926.98 | | | | | 15,879,341.42 | 2,187,560.93 | | | 5,163,024.63 | 23,229,926.98 | |
| Working Fund (NCA issued to BTr) | | | | | | | | | | | | | | | | | | | | | | | | | | | | |
| Tax Remittance Advices Issued (TRA) | 1,524,758.41 | 65,861.16 | | | 1,590,619.57 | | 59,259.81 | | | 59,259.81 | | | | 1,585,983.28 | | 59,259.81 | 1,649,879.38 | | | | | 1,524,758.41 | 125,120.97 | | | 1,585,983.28 | 3,235,862.66 | |
| Cash Disbursement Ceiling (CDC) | | | | | | | | | | | | | | | | | | | | | | | | | | | | |
| Non-Cash Availment Authority (NCAA) | | | | | | | | | | | | | | | | | | | | | | | | | | | | |
| Others (CDT, BTr Docs Stamp, etc.) | | | | | | | | | | | | | | | | | | | | | | | | | | | | |
| TOTAL | 17,437,156.19 | 3,262,073.12 | # | 11,328,695.30 | 32,027,924.61 | 85,733.64 | 1,333,298.72 | # | 1,564,839.76 | 2,983,872.12 | - | - | # | 20,206,570.28 | 18,620,587.00 | 21,604,459.12 | 53,632,383.73 | - | - | - | - | 17,522,889.83 | 4,595,371.84 | # | 33,100,105.34 | 55,218,367.01 | | |

| SUMMARY: | | | | Total Disbursements Program | | |
|---|-----------------------|------------------------|-----------------------|------------------------------|-------------------|-----------------|
| | Previous Report | This month (June) | As of Date | Previous Report | This month (June) | As of Date |
| Total Disbursement Authorities Received | | | | 75,432,000.00 | 42,041,000.00 | 117,473,000.00 |
| NCA | 115,165,000.00 | 11,897,429.00 | 127,062,429.00 | Less: * Actual Disbursements | 79,938,929.54 | 55,218,367.01 |
| Working Fund | | | | (Over)/Under spending | (4,506,929.54) | (13,177,367.01) |
| TRA | 4,866,544.12 | 3,235,862.66 | 8,102,406.78 | | | (17,684,296.55) |
| CDC | | | | | | |
| NCAA | | | | | | |
| Others (CDT, BTr Docs Stamp, etc.) | | | | | | |
| Less: Notice of Transfer Allocations (NTA)* issued | | | | | | |
| Total Disbursements Authorities Available | 120,031,544.12 | 15,133,291.66 | 135,164,835.78 | | | |
| Less: Lapsed NCA | | | | | | |
| Disbursements * | 79,938,929.54 | 55,218,367.01 | 135,157,296.55 | | | |
| Balance of Disbursements Authorities as of to date | 40,092,614.58 | (40,085,075.35) | 7,539.23 | | | |

Certified Correct:

 CAMILO D. MALONG JR., DBA
 Accountant III / Director for Finance
 Date: _____

Approved By:

 BACELEDES R. ESTAL, PhD
 SUC President III
 Date: _____