

STATEMENT OF APPROPRIATIONS, ALLOTMENTS, OBLIGATIONS, DISBURSEMENTS AND BALANCES

As at the Quarter Ending June 30, 2019

Department: State Universities and Colleges (SUCs)
 Agency: Surigao del Sur State University
 Operating Unit: < not applicable >
 Organization Code: 08 106 0000000
 Fund Cluster: 01 Regular Agency Fund

X

(e.g. UACS Fund Cluster: 01-Regular Agency Fund, 02-Foreign Assisted Projects Fund, 03-Special Account-Locally Funded/Domestic Grants Fund, and 04-Special Account-Foreign Assisted/Foreign Grants Fund)

Particulars	UACS CODE	Appropriations			Allotments					Obligations					Disbursements					Balances			
		Authorized Appropriations	Adjustments (Transfer To/From, Modifica	Adjusted Appropriations	Allotments Received	Adjustments (Reductions, Modific	Transfer To	Transfer From	Adjusted Allotments	1st Quarter Ending March 31	2nd Quarter Ending June 30	3rd Quarter Ending Sept. 30	4th Quarter Ending Dec. 31	TOTAL	1st Quarter Ending March 31	2nd Quarter Ending June 30	3rd Quarter Ending Sept. 30	4th Quarter Ending Dec. 31	TOTAL	Unrele used Appropriations	Unobligated Allotments	Unpaid Obligations (15-20)=(23+24)	
																						Due and Demandable	Not Yet Due and Demandable
1	2	3	4	5=(3+4)	6	7	8	9	10=[(8+(-)7)-9+6]	11	12	13	14	15=(11+12+13+14)	16	17	18	19	20=(16+17+18+19)	21=(5-10)	22=(10-15)	23	24
SUMMARY		557,114,000.00	0.00	557,114,000.00	540,823,000.00	0.00	0.00	0.00	540,823,000.00	49,910,087.00	65,804,306.24	0.00	0.00	115,714,373.24	49,910,087.00	65,804,306.24	0.00	0.00	115,714,373.24	16,291,000.00	425,108,626.78	0.00	0.00
A. AGENCY SPECIFIC BUDGET		557,114,000.00	0.00	557,114,000.00	540,823,000.00	0.00	0.00	0.00	540,823,000.00	49,910,087.00	65,804,306.24	0.00	0.00	115,714,373.24	49,910,087.00	65,804,306.24	0.00	0.00	115,714,373.24	16,291,000.00	425,108,626.78	0.00	0.00
Personnel Services		218,113,000.00	0.00	218,113,000.00	201,822,000.00	0.00	0.00	0.00	201,822,000.00	41,422,743.82	64,416,035.02	0.00	0.00	95,822,706.02	41,408,671.00	64,416,035.02	0.00	0.00	95,822,706.02	16,291,000.00	105,999,293.98	0.00	0.00
Salaries and Wages	5010100	152,271,000.00	0.00	152,271,000.00	152,271,000.00	0.00	0.00	0.00	152,271,000.00	38,085,619.00	37,912,811.30	0.00	0.00	75,998,430.30	38,085,619.00	37,912,811.30	0.00	0.00	75,998,430.30	0.00	78,272,569.70	0.00	0.00
Basic Salary - Civilian	5010101	150,119,000.00	0.00	150,119,000.00	150,119,000.00	0.00	0.00	0.00	150,119,000.00	38,085,619.00	37,912,811.30	0.00	0.00	75,998,430.30	38,085,619.00	37,912,811.30	0.00	0.00	75,998,430.30	0.00	74,120,569.70	0.00	0.00
Salaries and Wages - Casual/Contractual	5010102	2,152,000.00	0.00	2,152,000.00	2,152,000.00	0.00	0.00	0.00	2,152,000.00	0.00	0.00	0.00	0.00	0.00	0.00	0.00	0.00	0.00	0.00	0.00	2,152,000.00	0.00	0.00
Other Compensation	5010200	48,329,000.00	0.00	48,329,000.00	48,329,000.00	0.00	0.00	0.00	48,329,000.00	2,635,540.00	15,798,573.05	0.00	0.00	18,432,113.05	2,635,540.00	15,798,573.05	0.00	0.00	18,432,113.05	0.00	27,898,888.95	0.00	0.00
PERA - Civilian	5010201	10,128,000.00	0.00	10,128,000.00	10,128,000.00	0.00	0.00	0.00	10,128,000.00	2,503,840.00	1,235,791.15	0.00	0.00	3,739,431.15	2,503,840.00	1,235,791.15	0.00	0.00	3,739,431.15	0.00	6,388,568.85	0.00	0.00
Representation Allowance (RA)	5010202	188,000.00	0.00	188,000.00	188,000.00	0.00	0.00	0.00	188,000.00	52,500.00	52,500.00	0.00	0.00	105,000.00	52,500.00	52,500.00	0.00	0.00	105,000.00	0.00	63,000.00	0.00	0.00
Transportation Allowance (TA)	5010203	168,000.00	0.00	168,000.00	168,000.00	0.00	0.00	0.00	168,000.00	52,500.00	52,500.00	0.00	0.00	105,000.00	52,500.00	52,500.00	0.00	0.00	105,000.00	0.00	63,000.00	0.00	0.00
Clothing/Uniform Allowance - Civilian	5010204	2,532,000.00	0.00	2,532,000.00	2,532,000.00	0.00	0.00	0.00	2,532,000.00	0.00	2,442,450.00	0.00	0.00	2,442,450.00	0.00	2,442,450.00	0.00	0.00	2,442,450.00	0.00	89,550.00	0.00	0.00
Subsistence Allowance - Magna Carta for	5010205	90,000.00	0.00	90,000.00	90,000.00	0.00	0.00	0.00	90,000.00	1,900.00	13,225.00	0.00	0.00	15,125.00	1,900.00	13,225.00	0.00	0.00	15,125.00	0.00	74,875.00	0.00	0.00
Laundry Allowance - Magna Carta Benefits for	5010206	10,000.00	0.00	10,000.00	10,000.00	0.00	0.00	0.00	10,000.00	0.00	1,850.00	0.00	0.00	1,850.00	0.00	1,850.00	0.00	0.00	1,850.00	0.00	8,350.00	0.00	0.00
Honoraria - Civilian	5010210	3,500,000.00	0.00	3,500,000.00	3,500,000.00	0.00	0.00	0.00	3,500,000.00	25,000.00	209,661.64	0.00	0.00	234,661.64	25,000.00	209,661.64	0.00	0.00	234,661.64	0.00	3,265,338.36	0.00	0.00
HP - Magna Carta Benefits for Public Health	5010211	493,000.00	0.00	493,000.00	493,000.00	0.00	0.00	0.00	493,000.00	0.00	109,270.27	0.00	0.00	109,270.27	0.00	109,270.27	0.00	0.00	109,270.27	0.00	363,729.73	0.00	0.00
Bonus - Civilian	5010214	12,510,000.00	0.00	12,510,000.00	12,510,000.00	0.00	0.00	0.00	12,510,000.00	0.00	0.00	0.00	0.00	0.00	0.00	0.00	0.00	0.00	0.00	0.00	12,510,000.00	0.00	0.00
Cash Gift - Civilian	5010215	2,110,000.00	0.00	2,110,000.00	2,110,000.00	0.00	0.00	0.00	2,110,000.00	0.00	0.00	0.00	0.00	0.00	0.00	0.00	0.00	0.00	0.00	0.00	2,110,000.00	0.00	0.00
Productivity Enhancement Incentive - Civilian	5010299	2,110,000.00	0.00	2,110,000.00	2,110,000.00	0.00	0.00	0.00	2,110,000.00	0.00	0.00	0.00	0.00	0.00	0.00	0.00	0.00	0.00	0.00	0.00	2,110,000.00	0.00	0.00
Mid-Year Bonus - Civilian	5010289	12,510,000.00	0.00	12,510,000.00	12,510,000.00	0.00	0.00	0.00	12,510,000.00	0.00	11,679,524.99	0.00	0.00	11,679,524.99	0.00	11,679,524.99	0.00	0.00	11,679,524.99	0.00	830,475.01	0.00	0.00
Personnel Benefit Contributions	5010300	2,846,000.00	0.00	2,846,000.00	2,846,000.00	0.00	0.00	0.00	2,846,000.00	685,512.00	708,650.67	0.00	0.00	1,392,162.67	685,512.00	708,650.67	0.00	0.00	1,392,162.67	0.00	1,453,637.33	0.00	0.00
Pag-IBIG - Civilian	5010302	507,000.00	0.00	507,000.00	507,000.00	0.00	0.00	0.00	507,000.00	125,500.00	131,920.90	0.00	0.00	257,420.90	125,500.00	131,920.90	0.00	0.00	257,420.90	0.00	249,579.10	0.00	0.00
PhilHealth - Civilian	5010303	1,832,000.00	0.00	1,832,000.00	1,832,000.00	0.00	0.00	0.00	1,832,000.00	434,512.00	452,829.77	0.00	0.00	887,341.77	434,512.00	452,829.77	0.00	0.00	887,341.77	0.00	844,658.23	0.00	0.00
ECIP - Civilian	5010304	507,000.00	0.00	507,000.00	507,000.00	0.00	0.00	0.00	507,000.00	125,500.00	121,900.00	0.00	0.00	247,400.00	125,500.00	121,900.00	0.00	0.00	247,400.00	0.00	258,600.00	0.00	0.00
Other Personnel Benefits	5010400	16,667,000.00	0.00	16,667,000.00	378,000.00	0.00	0.00	0.00	378,000.00	0.00	0.00	0.00	0.00	0.00	0.00	0.00	0.00	0.00	0.00	16,291,000.00	378,000.00	0.00	0.00
Terminal Leave Benefits - Civilian	5010403	882,000.00	0.00	882,000.00	0.00	0.00	0.00	0.00	0.00	0.00	0.00	0.00	0.00	0.00	0.00	0.00	0.00	0.00	0.00	882,000.00	0.00	0.00	0.00
Lump-sum for Filing of Positions - Civilian	5010499	15,409,000.00	0.00	15,409,000.00	0.00	0.00	0.00	0.00	0.00	0.00	0.00	0.00	0.00	0.00	0.00	0.00	0.00	0.00	0.00	15,409,000.00	0.00	0.00	0.00

Department: State Universities and Colleges (SUCs)

Agency: Surigao del Sur State University

Operating Unit: < not applicable >


Organization Code 08 106 000000


Fund Cluster: 01 Regular Agency Fund

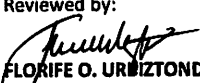
(e.g. UACS Fund Cluster: 01-Regular Agency Fund, 02-Foreign Assisted Projects Fund, 03-Special Account-Locally Funded/Domestic Grants Fund, and 04-Special Account-Foreign Assisted/Foreign Grants Fund)


X

Particulars	UACS CODE	Appropriations			Allotments					Obligations					Disbursements					Balances			
		Authorized Appropriations	Adjustments (Transfer To/From, Modifications/Augmentations)	Adjusted Appropriations	Allotments Received	Adjustments (Reductions, Modifications/Augmentations)	Transfer To	Transfer From	Adjusted Allotments	1st Quarter Ending March 31	2nd Quarter Ending June 30	3rd Quarter Ending Sept. 30	4th Quarter Ending Dec. 31	TOTAL	1st Quarter Ending March 31	2nd Quarter Ending June 30	3rd Quarter Ending Sept. 30	4th Quarter Ending Dec. 31	TOTAL	Unreleased Appropriations	Unobligated Allotments	Unpaid Obligations (15-20)=(23+24)	
1	2	3	4	5=(3+4)	6	7	8	9	10=[(6+(-)7)-8+9]	11	12	13	14	15=(11+12+13+14)	16	17	18	19	20=(16+17+18+19)	21=(5-10)	22=(10-15)	23	24
Printing and Publication Expenses	502990 2000	185,000.00	0.00	185,000.00	185,000.00	0.00	0.00	0.00	185,000.00	124,629.00	60,371.00	0.00	0.00	185,000.00	124,629.00	60,371.00	0.00	0.00	185,000.00	0.00	0.00	0.00	0.00
Representation Expenses	502990 3000	1,700,000.00	0.00	1,700,000.00	1,700,000.00	0.00	0.00	0.00	1,700,000.00	1,256,742.00	443,258.00	0.00	0.00	1,700,000.00	1,256,742.00	443,258.00	0.00	0.00	1,700,000.00	0.00	0.00	0.00	0.00
Transportation and Delivery Expenses	502990 4000	178,000.00	0.00	178,000.00	178,000.00	0.00	0.00	0.00	178,000.00	0.00	5,000.00	0.00	0.00	5,000.00	0.00	5,000.00	0.00	0.00	5,000.00	0.00	0.00	173,000.00	0.00
Membership Dues and Contributions	502990 6000	185,000.00	0.00	185,000.00	185,000.00	0.00	0.00	0.00	185,000.00	58,000.00	50,000.00	0.00	0.00	108,000.00	58,000.00	50,000.00	0.00	0.00	108,000.00	0.00	0.00	77,000.00	0.00
Other Subscription Expenses	502990 7000	388,000.00	0.00	388,000.00	388,000.00	0.00	0.00	0.00	388,000.00	28,081.00	54,240.00	0.00	0.00	82,321.00	28,081.00	54,240.00	0.00	0.00	82,321.00	0.00	0.00	305,679.00	0.00
Capital Outlays		275,000,000.00	0.00	275,000,000.00	275,000,000.00	0.00	0.00	0.00	275,000,000.00	0.00	0.00	0.00	0.00	0.00	0.00	0.00	0.00	0.00	0.00	0.00	0.00	275,000,000.00	0.00
Property, Plant and Equipment Outlay	506040 0000	275,000,000.00	0.00	275,000,000.00	275,000,000.00	0.00	0.00	0.00	275,000,000.00	0.00	0.00	0.00	0.00	0.00	0.00	0.00	0.00	0.00	0.00	0.00	0.00	275,000,000.00	0.00
Buildings	506040 0001	55,000,000.00	0.00	55,000,000.00	55,000,000.00	0.00	0.00	0.00	55,000,000.00	0.00	0.00	0.00	0.00	0.00	0.00	0.00	0.00	0.00	0.00	0.00	0.00	55,000,000.00	0.00
School Buildings	506040 4002	220,000,000.00	0.00	220,000,000.00	220,000,000.00	0.00	0.00	0.00	220,000,000.00	0.00	0.00	0.00	0.00	0.00	0.00	0.00	0.00	0.00	0.00	0.00	0.00	220,000,000.00	0.00
B. AUTOMATIC APPROPRIATIONS		18,014,000.00	0.00	18,014,000.00	18,014,000.00	0.00	0.00	0.00	18,014,000.00	4,016,177.46	4,281,964.98	0.00	0.00	8,298,141.98	4,016,177.00	4,281,964.98	0.00	0.00	8,298,141.98	0.00	0.00	9,715,858.02	0.00
Retirement and Life Insurance Premiums		18,014,000.00	0.00	18,014,000.00	18,014,000.00	0.00	0.00	0.00	18,014,000.00	4,016,177.46	4,281,964.98	0.00	0.00	8,298,141.98	4,016,177.00	4,281,964.98	0.00	0.00	8,298,141.98	0.00	0.00	9,715,858.02	0.00
GRAND TOTAL		875,128,000.00	0.00	875,128,000.00	875,837,000.00	0.00	0.00	0.00	875,837,000.00	54,064,434.57	70,086,271.22	0.00	0.00	124,012,515.22	53,926,244.00	70,086,271.22	0.00	0.00	124,012,515.22	18,291,000.00	0.00	434,824,494.78	0.00

Prepared by:

MAY L. LARENA, MPA
 Acting Budget Officer
 Date:

Reviewed by:

CAMILO S. MALONG, JR., CPA
 Accountant III
 Date:

Reviewed by:

FLORIFE O. URZIZONDO, DPA
 Vice Pres. for Admin & Finance
 Date:

Approved:

BACELEDÉS R. ESTAL, PH. D.
 SUC President III
 Date: