

STATEMENT OF APPROPRIATIONS, ALLOTMENTS, OBLIGATIONS, DISBURSEMENTS AND BALANCES

As at the Quarter Ending June 30, 2019

Department: State Universities and Colleges (SUCs)

Agency: Surigao del Sur State University

Operating Unit: < not applicable >

Organization Code 08 108 0000000

Fund Cluster: 01 Regular Agency Fund

(e.g. UACS Fund Cluster: 01-Regular Agency Fund, 02-Foreign Assisted Projects Fund, 03-Special Account-Locally Funded/Domestic Grants Fund, and 04-Special Account-Foreign Assisted/Foreign Grants Fund)



Particulars	U A C S C O	Appropriations			Allotments					Current Year Obligations					Current Year Disbursements					Balances			
		Authorized Appropriations	Adjustments (Transfer)	Adjusted Appropriations	Allotments Received	Adjustments (Withdrawals)	Transfer To	Transfer From	Adjusted Total Allotments	1st Quarter Ending March 31	2nd Quarter Ending June 30	3rd Quarter Ending	4th Quarter Ending	TOTAL	1st Quarter Ending March 31	2nd Quarter Ending June 30	3rd Quarter Ending	4th Quarter Ending	TOTAL	Unreleased Appro	Unobligated Allotments	Unpaid Obligations (15-20)=(23+24)	
		3	4	5=(3+4)	6	7	8	9	10=[(6+(-)7)-8+9]	11	12	13	14	15=[(11+12+13+14)]	16	17	18	19	20=[(16+17+18+19)]	21	22	23	24
I. Agency Specific Budget		557,114,000.00	0.00	557,114,000.00	540,823,000.00	0.00	0.00	0.00	540,823,000.00	50,048,256.52	65,804,307.77	0.00	0.00	90,048,751.77	50,048,256.52	65,804,307.77	0.00	0.00	90,048,751.77	16,291,000.00	450,776,248.23	0.00	0.00
General Administration and Support	100	79,182,000.00	0.00	79,182,000.00	62,891,000.00	0.00	0.00	0.00	62,891,000.00	12,100,232.00	15,782,029.82	0.00	0.00	27,882,261.82	12,100,232.00	15,782,029.82	0.00	0.00	27,882,261.82	16,291,000.00	35,008,738.18	0.00	0.00
General Management and Supervision	100	62,891,000.00	0.00	62,891,000.00	62,891,000.00	0.00	0.00	0.00	62,891,000.00	12,100,232.00	15,782,029.82	0.00	0.00	27,882,261.82	12,100,232.00	15,782,029.82	0.00	0.00	27,882,261.82	0.00	35,008,738.18	0.00	0.00
PS		37,272,000.00	0.00	37,272,000.00	37,272,000.00	0.00	0.00	0.00	37,272,000.00	9,474,835.35	11,360,357.84	0.00	0.00	20,835,192.84	9,474,835.00	11,360,357.84	0.00	0.00	20,835,192.84	0.00	16,436,807.16	0.00	0.00
MOOE		25,619,000.00	0.00	25,619,000.00	25,619,000.00	0.00	0.00	0.00	25,619,000.00	2,625,397.24	4,421,671.98	0.00	0.00	7,047,068.98	2,625,397.00	4,421,671.98	0.00	0.00	7,047,068.98	0.00	18,571,931.02	0.00	0.00
Administration of Personnel Benefits	100	16,291,000.00	0.00	16,291,000.00	0.00	0.00	0.00	0.00	0.00	0.00	0.00	0.00	0.00	0.00	0.00	0.00	0.00	0.00	0.00	16,291,000.00	0.00	0.00	0.00
PS		16,291,000.00	0.00	16,291,000.00	0.00	0.00	0.00	0.00	0.00	0.00	0.00	0.00	0.00	0.00	0.00	0.00	0.00	0.00	0.00	16,291,000.00	0.00	0.00	0.00
Sub-Total, General Administration and Support		79,182,000.00	0.00	79,182,000.00	62,891,000.00	0.00	0.00	0.00	62,891,000.00	12,100,232.00	15,782,029.82	0.00	0.00	27,882,261.82	12,100,232.00	15,782,029.82	0.00	0.00	27,882,261.82	16,291,000.00	35,008,738.18	0.00	0.00
PS		53,583,000.00	0.00	53,583,000.00	37,272,000.00	0.00	0.00	0.00	37,272,000.00	9,474,835.00	11,360,357.84	0.00	0.00	20,835,192.84	9,474,835.00	11,360,357.84	0.00	0.00	20,835,192.84	16,291,000.00	16,436,807.16	0.00	0.00
MOOE		25,619,000.00	0.00	25,619,000.00	25,619,000.00	0.00	0.00	0.00	25,619,000.00	2,625,397.00	4,421,671.98	0.00	0.00	7,047,068.98	2,625,397.00	4,421,671.98	0.00	0.00	7,047,068.98	0.00	18,571,931.02	0.00	0.00
FinEx (if Applicable)		0.00	0.00	0.00	0.00	0.00	0.00	0.00	0.00	0.00	0.00	0.00	0.00	0.00	0.00	0.00	0.00	0.00	0.00	0.00	0.00	0.00	0.00
CO		0.00	0.00	0.00	0.00	0.00	0.00	0.00	0.00	0.00	0.00	0.00	0.00	0.00	0.00	0.00	0.00	0.00	0.00	0.00	0.00	0.00	0.00
Operations	300	477,932,000.00	0.00	477,932,000.00	477,932,000.00	0.00	0.00	0.00	477,932,000.00	12,142,212.00	50,022,277.95	0.00	0.00	62,164,489.95	12,142,212.00	50,022,277.95	0.00	0.00	62,164,489.95	0.00	415,787,510.05	0.00	0.00
OO : Relevant and quality tertiary education ensured to achieve inclusive growth and access of deserving but poor students to quality tertiary education increased		459,896,000.00	0.00	459,896,000.00	459,896,000.00	0.00	0.00	0.00	459,896,000.00	37,906,044.52	49,397,406.15	0.00	0.00	61,497,638.15	37,906,044.52	49,397,406.15	0.00	0.00	61,497,638.15	0.00	398,398,361.85	0.00	0.00
HIGHER EDUCATION PROGRAM		459,896,000.00	0.00	459,896,000.00	459,896,000.00	0.00	0.00	0.00	459,896,000.00	37,906,044.52	49,397,406.15	0.00	0.00	61,497,638.15	37,906,044.52	49,397,406.15	0.00	0.00	61,497,638.15	0.00	398,398,361.85	0.00	0.00
Provision of Higher Education Services	31	184,896,000.00	0.00	184,896,000.00	184,896,000.00	0.00	0.00	0.00	184,896,000.00	37,906,044.52	49,397,406.15	0.00	0.00	61,497,638.15	37,906,044.52	49,397,406.15	0.00	0.00	61,497,638.15	0.00	123,398,361.85	0.00	0.00
PS		161,050,000.00	0.00	161,050,000.00	161,050,000.00	0.00	0.00	0.00	161,050,000.00	31,947,908.47	42,970,097.21	0.00	0.00	52,444,932.21	31,947,908.47	42,970,097.21	0.00	0.00	52,444,932.21	0.00	108,605,067.79	0.00	0.00
MOOE		23,846,000.00	0.00	23,846,000.00	23,846,000.00	0.00	0.00	0.00	23,846,000.00	5,958,138.05	6,427,308.94	0.00	0.00	9,052,705.94	5,958,138.05	6,427,308.94	0.00	0.00	9,052,705.94	0.00	14,793,294.06	0.00	0.00
Project(s)		275,000,000.00	0.00	275,000,000.00	275,000,000.00	0.00	0.00	0.00	275,000,000.00	0.00	0.00	0.00	0.00	0.00	0.00	0.00	0.00	0.00	0.00	0.00	275,000,000.00	0.00	0.00
Locally-Funded Project(s)		275,000,000.00	0.00	275,000,000.00	275,000,000.00	0.00	0.00	0.00	275,000,000.00	0.00	0.00	0.00	0.00	0.00	0.00	0.00	0.00	0.00	0.00	0.00	275,000,000.00	0.00	0.00
Construction of Academic Buildings (Six Campuses)	31	220,000,000.00	0.00	220,000,000.00	220,000,000.00	0.00	0.00	0.00	220,000,000.00	0.00	0.00	0.00	0.00	0.00	0.00	0.00	0.00	0.00	0.00	0.00	220,000,000.00	0.00	0.00
CO		220,000,000.00	0.00	220,000,000.00	220,000,000.00	0.00	0.00	0.00	220,000,000.00	0.00	0.00	0.00	0.00	0.00	0.00	0.00	0.00	0.00	0.00	0.00	220,000,000.00	0.00	0.00
Expansion / Improvement of Student Dormitories (Five Campuses)	310	55,000,000.00	0.00	55,000,000.00	55,000,000.00	0.00	0.00	0.00	55,000,000.00	0.00	0.00	0.00	0.00	0.00	0.00	0.00	0.00	0.00	0.00	0.00	55,000,000.00	0.00	0.00
CO		55,000,000.00	0.00	55,000,000.00	55,000,000.00	0.00	0.00	0.00	55,000,000.00	0.00	0.00	0.00	0.00	0.00	0.00	0.00	0.00	0.00	0.00	0.00	55,000,000.00	0.00	0.00
OO : Higher education research improved to promote economic productivity and innovation		10,542,000.00	0.00	10,542,000.00	10,542,000.00	0.00	0.00	0.00	10,542,000.00	41,980.00	504,518.48	0.00	0.00	546,498.48	41,980.00	504,518.48	0.00	0.00	546,498.48	0.00	9,995,501.52	0.00	0.00

Department: State Universities and Colleges (SUCs)
 Agency: Surigao del Sur State University
 Operating Unit: < not applicable >
 Organization Code: 08 106 0000000
 Fund Cluster: 01 Regular Agency Fund


X


(e.g. UACS Fund Cluster: 01-Regular Agency Fund, 02-Foreign Assisted Projects Fund, 03-Special Account-Locally Funded/Domestic Grants Fund, and 04-Special Account-Foreign Assisted/Foreign Grants Fund)


Particulars	UACS CODE	Appropriations			Allotments					Current Year Obligations					Current Year Disbursements					Balances			
		Authorized Appropriations	Adjustments (Transfer To/From, Reallocation)	Adjusted Appropriations	Allotments Received	Adjustments (Withdrawal, Realignment)	Transfer To	Transfer From	Adjusted Total Allotments	1st Quarter Ending March 31	2nd Quarter Ending June 30	3rd Quarter Ending Sept. 30	4th Quarter Ending Dec. 31	TOTAL	1st Quarter Ending March 31	2nd Quarter Ending June 30	3rd Quarter Ending Sept. 30	4th Quarter Ending Dec. 31	TOTAL	Unreleased Appro	Unobligated Allotments	Unpaid Obligations (15-20)=(23+24)	
																						Due and Demandable	Not Yet Due and Demandable
1	2	3	4	5=(3+4)	6	7	8	9	10=[(6+(-)7)-3+9]	11	12	13	14	15=(11+12+13+14)	16	17	18	19	20=(16+17+18+19)	21	22	23	24
GRAND TOTAL		575,128,000.00	0.00	575,128,000.00	558,837,000.00	0.00	0.00	0.00	558,837,000.00	54,084,434.57	70,088,272.72	0.00	0.00	98,344,893.72	54,084,434.57	70,088,272.72	0.00	0.00	98,344,893.72	18,291,000.00	460,492,106.28	0.00	0.00
PS		236,127,000.00	0.00	236,127,000.00	219,836,000.00	0.00	0.00	0.00	219,836,000.00	45,438,921.28	68,698,000.00	0.00	0.00	81,863,847.00	45,438,921.28	68,698,000.00	0.00	0.00	81,863,847.00	16,291,000.00	138,172,153.00	0.00	0.00
MOOE		64,001,000.00	0.00	64,001,000.00	64,001,000.00	0.00	0.00	0.00	64,001,000.00	8,625,513.29	11,388,272.72	0.00	0.00	16,681,046.72	8,625,513.29	11,388,272.72	0.00	0.00	16,681,046.72	0.00	47,319,953.28	0.00	0.00
CO		275,000,000.00	0.00	275,000,000.00	275,000,000.00	0.00	0.00	0.00	275,000,000.00	0.00	0.00	0.00	0.00	0.00	0.00	0.00	0.00	0.00	0.00	275,000,000.00	0.00	0.00	


Recapitulation by CO:

I. Agency Specific Budget	3	4	5=(3+4)	6	7	8	9	10=[(6+(-)7)-3+9]	11	12	13	14	15=(11+12+13+14)	16	17	18	19	20=(16+17+18+19)	21	22	23	24
HIGHER EDUCATION PROGRAM	474,760,000.00	0.00	474,760,000.00	474,760,000.00	0.00	0.00	0.00	474,760,000.00	15,293,694.00	52,762,666.91	0.00	0.00	68,056,360.91	15,293,694.00	52,762,666.91	0.00	0.00	68,056,360.91	0.00	406,703,639.09	0.00	0.00
ADVANCED EDUCATION PROGRAM	1,889,000.00	0.00	1,889,000.00	1,889,000.00	0.00	0.00	0.00	1,889,000.00	0.00	0.00	0.00	0.00	0.00	0.00	0.00	0.00	0.00	0.00	0.00	1,889,000.00	0.00	0.00
RESEARCH PROGRAM	8,653,000.00	0.00	8,653,000.00	8,653,000.00	0.00	0.00	0.00	8,653,000.00	41,960.00	504,518.48	0.00	0.00	546,498.48	41,960.00	504,518.48	0.00	0.00	546,498.48	0.00	8,106,501.52	0.00	0.00
TECHNICAL ADVISORY EXTENSION PROGRAM	7,494,000.00	0.00	7,494,000.00	7,494,000.00	0.00	0.00	0.00	7,494,000.00	0.00	120,353.32	0.00	0.00	120,353.32	0.00	120,353.32	0.00	0.00	120,353.32	0.00	7,373,646.68	0.00	0.00

Prepared by:

 MAY L. LARENA, MPA
 Acting Budget Officer
 Date:

Reviewed by:

 CAMILLE P. MALONG, JR., CPA
 Accountant III
 Date:

Reviewed by:

 FLORIFE O. URBIZTONDO, DPA
 Vice Pres. for Admin & Finance
 Date:

Approved:

 BACELEDES R. ESTAL, PH. D.
 SUC, President III
 Date: