

SUMMARY OF APPROPRIATIONS, ALLOTMENTS, OBLIGATIONS, DISBURSEMENTS AND BALANCES BY OBJECT OF EXPENDITURES
As of the Quarter Ending March 31, 2019


Department : State Universities and Colleges (SUCs)
Agency : Surigao del Sur State University
Operating Unit : N/A
Organization Code (UACS) : 081060000000
Funding Source Code (as clustered) : 01 - Regular Agency Fund

Authorization: 01 - Current Year Appropriations
Report Status: SUBMITTED

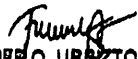
Particulars	UACS CODE	Appropriation			Allotments			Current Year Obligations					Current Year Disbursements					Balances						
		Auth	Adjust	Adjust	Allotm	Adjustm	Transfe	Transfer	Adjusted	1st Quarter End	2nd Quar	3rd Quar	4th Quar	Total	1st Quarter End	2nd Quar	3rd Quar	4th Quar	Total	Unreleased	Unobligated	Unpaid Obligations (15)	Due and D (Not Yet Du	
		3	4	5=(3+4)	6	7	8	9	10=(6+7+8+9)	11	12	13	14	15=(11+12+13+14)	16	17	18	19	20=(16+17+18+19)	21=(8-10)	22=(10-15)	23	24	
I. Agency Specific Budget		0	0	0	0	0	0	0	0	0	0	0	0	0	0	0	0	0	0	0	0	0	0	0
Specific Budgets of National Government	01101101	0	0	0	0	0	0	0	0	50,048,257.11	0	0	0	50,048,257.11	50,048,257.11	0	0	0	50,048,257.11	0	-50048257	0	0	
Personnel Services		0	0	0	0	0	0	0	0	41,422,743.82	0	0	0	41,422,743.82	41,422,743.82	0	0	0	41,422,743.82	0	-41422744	0	0	
Salaries and Wages	5010100000	0	0	0	0	0	0	0	0	38,085,819.08	0	0	0	38,085,819.08	38,085,819.08	0	0	0	38,085,819.08	0	-38085819	0	0	
Salaries and Wages - Regular	5010101000	0	0	0	0	0	0	0	0	38,085,819.08	0	0	0	38,085,819.08	38,085,819.08	0	0	0	38,085,819.08	0	-38085819	0	0	
Basic Salary - Civilian	5010101001	0	0	0	0	0	0	0	0	38,085,819.08	0	0	0	38,085,819.08	38,085,819.08	0	0	0	38,085,819.08	0	-38085819	0	0	
Other Compensation	5010200000	0	0	0	0	0	0	0	0	2,651,812.53	0	0	0	2,651,812.53	2,651,812.53	0	0	0	2,651,812.53	0	-2651813	0	0	
Personal Economic Relief Allowance (PERA) - Civilian	5010201001	0	0	0	0	0	0	0	0	2,503,840.03	0	0	0	2,503,840.03	2,503,840.03	0	0	0	2,503,840.03	0	-2503840	0	0	
Representation Allowance (RA)	5010202000	0	0	0	0	0	0	0	0	52,500.00	0	0	0	52,500.00	52,500.00	0	0	0	52,500.00	0	-52500	0	0	
Representation Allowance (RA)	5010202000	0	0	0	0	0	0	0	0	52,500.00	0	0	0	52,500.00	52,500.00	0	0	0	52,500.00	0	-52500	0	0	
Transportation Allowance (TA)	5010203000	0	0	0	0	0	0	0	0	52,500.00	0	0	0	52,500.00	52,500.00	0	0	0	52,500.00	0	-52500	0	0	
Transportation Allowance (TA)	5010203001	0	0	0	0	0	0	0	0	52,500.00	0	0	0	52,500.00	52,500.00	0	0	0	52,500.00	0	-52500	0	0	
Subsistence Allowance (SA)	5010205000	0	0	0	0	0	0	0	0	1,900.00	0	0	0	1,900.00	1,900.00	0	0	0	1,900.00	0	-1900	0	0	
Subsistence Allowance - Magna Carta	5010205003	0	0	0	0	0	0	0	0	1,900.00	0	0	0	1,900.00	1,900.00	0	0	0	1,900.00	0	-1900	0	0	
Laundry Allowance (LA)	5010206000	0	0	0	0	0	0	0	0	300.00	0	0	0	300.00	300.00	0	0	0	300.00	0	-300	0	0	
Laundry Allowance - Civilian	5010206001	0	0	0	0	0	0	0	0	300.00	0	0	0	300.00	300.00	0	0	0	300.00	0	-300	0	0	
Honoraria	5010210000	0	0	0	0	0	0	0	0	25,000.00	0	0	0	25,000.00	25,000.00	0	0	0	25,000.00	0	-25000	0	0	
Honoraria - Civilian	5010210001	0	0	0	0	0	0	0	0	25,000.00	0	0	0	25,000.00	25,000.00	0	0	0	25,000.00	0	-25000	0	0	
Hazard Pay (HP)	5010211000	0	0	0	0	0	0	0	0	15,772.50	0	0	0	15,772.50	15,772.50	0	0	0	15,772.50	0	-15772.5	0	0	
Hazard Duty Pay - Civilian	5010211002	0	0	0	0	0	0	0	0	15,772.50	0	0	0	15,772.50	15,772.50	0	0	0	15,772.50	0	-15772.5	0	0	
Personnel Benefit Contributions	5010300000	0	0	0	0	0	0	0	0	685,512.23	0	0	0	685,512.23	685,512.23	0	0	0	685,512.23	0	-685512.2	0	0	
Pag-IBIG Contributions	5010302000	0	0	0	0	0	0	0	0	125,500.00	0	0	0	125,500.00	125,500.00	0	0	0	125,500.00	0	-125500	0	0	
Pag-IBIG - Civilian	5010302001	0	0	0	0	0	0	0	0	125,500.00	0	0	0	125,500.00	125,500.00	0	0	0	125,500.00	0	-125500	0	0	
PhilHealth Contributions	5010303000	0	0	0	0	0	0	0	0	434,512.23	0	0	0	434,512.23	434,512.23	0	0	0	434,512.23	0	-434512.2	0	0	
PhilHealth - Civilian	5010303001	0	0	0	0	0	0	0	0	434,512.23	0	0	0	434,512.23	434,512.23	0	0	0	434,512.23	0	-434512.2	0	0	
Employee Compensation Insurance (ECIP) - Civilian	5010304001	0	0	0	0	0	0	0	0	125,500.00	0	0	0	125,500.00	125,500.00	0	0	0	125,500.00	0	-125500	0	0	
Maintenance and Other Operating Expenses		0	0	0	0	0	0	0	0	8,825,513.29	0	0	0	8,825,513.29	8,825,513.29	0	0	0	8,825,513.29	0	-8825513	0	0	
Traveling Expenses	5020100000	0	0	0	0	0	0	0	0	329,848.94	0	0	0	329,848.94	329,848.94	0	0	0	329,848.94	0	-329848.9	0	0	
Traveling Expenses - Local	5020101000	0	0	0	0	0	0	0	0	329,848.94	0	0	0	329,848.94	329,848.94	0	0	0	329,848.94	0	-329848.9	0	0	
Traveling Expenses - Local	5020101000	0	0	0	0	0	0	0	0	329,848.94	0	0	0	329,848.94	329,848.94	0	0	0	329,848.94	0	-329848.9	0	0	
Training and Scholarship Expenses	5020200000	0	0	0	0	0	0	0	0	281,480.60	0	0	0	281,480.60	281,480.60	0	0	0	281,480.60	0	-281480.6	0	0	
Training Expenses	5020201000	0	0	0	0	0	0	0	0	281,480.60	0	0	0	281,480.60	281,480.60	0	0	0	281,480.60	0	-281480.6	0	0	
Training Expenses	5020201002	0	0	0	0	0	0	0	0	281,480.60	0	0	0	281,480.60	281,480.60	0	0	0	281,480.60	0	-281480.6	0	0	
Supplies and Materials Expenses	5020300000	0	0	0	0	0	0	0	0	2,182,820.99	0	0	0	2,182,820.99	2,182,820.99	0	0	0	2,182,820.99	0	-2182821	0	0	
Office Supplies Expenses	5020301000	0	0	0	0	0	0	0	0	2,182,820.99	0	0	0	2,182,820.99	2,182,820.99	0	0	0	2,182,820.99	0	-2182821	0	0	
Office Supplies Expenses	5020301002	0	0	0	0	0	0	0	0	2,182,820.99	0	0	0	2,182,820.99	2,182,820.99	0	0	0	2,182,820.99	0	-2182821	0	0	
Utility Expenses	5020400000	0	0	0	0	0	0	0	0	2,772,135.41	0	0	0	2,772,135.41	2,772,135.41	0	0	0	2,772,135.41	0	-2772135	0	0	
Water Expenses	5020401000	0	0	0	0	0	0	0	0	207,823.08	0	0	0	207,823.08	207,823.08	0	0	0	207,823.08	0	-207823.1	0	0	
Water Expenses	5020401000	0	0	0	0	0	0	0	0	207,823.08	0	0	0	207,823.08	207,823.08	0	0	0	207,823.08	0	-207823.1	0	0	
Electricity Expenses	5020402000	0	0	0	0	0	0	0	0	2,564,312.35	0	0	0	2,564,312.35	2,564,312.35	0	0	0	2,564,312.35	0	-2564312	0	0	
Electricity Expenses	5020402000	0	0	0	0	0	0	0	0	2,564,312.35	0	0	0	2,564,312.35	2,564,312.35	0	0	0	2,564,312.35	0	-2564312	0	0	
Communication Expenses	5020800000	0	0	0	0	0	0	0	0	168,957.38	0	0	0	168,957.38	168,957.38	0	0	0	168,957.38	0	-168957.4	0	0	
Telephone Expenses	5020802000	0	0	0	0	0	0	0	0	168,957.38	0	0	0	168,957.38	168,957.38	0	0	0	168,957.38	0	-168957.4	0	0	

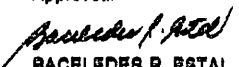
Landline	8020802002	0	0	0	0	0	0	0	0	0	188,957.38	0	0	0	188,957.38	188,957.38	0	0	0	188,957.38	0	-188957.4	0	0
Confidential, Intelligence and Extraordin	8021000000	0	0	0	0	0	0	0	0	0	84,400.00	0	0	0	84,400.00	84,400.00	0	0	0	84,400.00	0	-84400	0	0
Extraordinary and Miscellaneous Expar	8021003000	0	0	0	0	0	0	0	0	0	84,400.00	0	0	0	84,400.00	84,400.00	0	0	0	84,400.00	0	-84400	0	0
Extraordinary and Miscellaneous Expar	8021003000	0	0	0	0	0	0	0	0	0	84,400.00	0	0	0	84,400.00	84,400.00	0	0	0	84,400.00	0	-84400	0	0
Professional Services	8021100000	0	0	0	0	0	0	0	0	0	332,189.44	0	0	0	332,189.44	332,189.44	0	0	0	332,189.44	0	-332189.4	0	0
Other Professional Services	8021189000	0	0	0	0	0	0	0	0	0	332,189.44	0	0	0	332,189.44	332,189.44	0	0	0	332,189.44	0	-332189.4	0	0
Other Professional Services	8021189000	0	0	0	0	0	0	0	0	0	332,189.44	0	0	0	332,189.44	332,189.44	0	0	0	332,189.44	0	-332189.4	0	0
General Services	8021200000	0	0	0	0	0	0	0	0	0	881,899.48	0	0	0	881,899.48	881,899.48	0	0	0	881,899.48	0	-881899.5	0	0
Other General Services	8021289000	0	0	0	0	0	0	0	0	0	881,899.48	0	0	0	881,899.48	881,899.48	0	0	0	881,899.48	0	-881899.5	0	0
Other General Services	8021289099	0	0	0	0	0	0	0	0	0	881,899.48	0	0	0	881,899.48	881,899.48	0	0	0	881,899.48	0	-881899.5	0	0
Repairs and Maintenance	8021300000	0	0	0	0	0	0	0	0	0	203,284.84	0	0	0	203,284.84	203,284.84	0	0	0	203,284.84	0	-203284.8	0	0
Repairs and Maintenance - Buildings at	8021304000	0	0	0	0	0	0	0	0	0	5,255.88	0	0	0	5,255.88	5,255.88	0	0	0	5,255.88	0	-5255.88	0	0
Buildings	8021304001	0	0	0	0	0	0	0	0	0	5,255.88	0	0	0	5,255.88	5,255.88	0	0	0	5,255.88	0	-5255.88	0	0
Repairs and Maintenance - Other Prop	8021389000	0	0	0	0	0	0	0	0	0	188,028.98	0	0	0	188,028.98	188,028.98	0	0	0	188,028.98	0	-188028	0	0
Other Property, Plant and Equipment	8021389099	0	0	0	0	0	0	0	0	0	188,028.98	0	0	0	188,028.98	188,028.98	0	0	0	188,028.98	0	-188028	0	0
Taxes, Insurance Premiums and Other	8021500000	0	0	0	0	0	0	0	0	0	82,271.15	0	0	0	82,271.15	82,271.15	0	0	0	82,271.15	0	-82271.15	0	0
Fidelity Bond Premiums	8021502000	0	0	0	0	0	0	0	0	0	51,021.15	0	0	0	51,021.15	51,021.15	0	0	0	51,021.15	0	-51021.15	0	0
Fidelity Bond Premiums	8021502000	0	0	0	0	0	0	0	0	0	51,021.15	0	0	0	51,021.15	51,021.15	0	0	0	51,021.15	0	-51021.15	0	0
Insurance Expenses	8021503000	0	0	0	0	0	0	0	0	0	11,250.00	0	0	0	11,250.00	11,250.00	0	0	0	11,250.00	0	-11250	0	0
Insurance Expenses	8021503000	0	0	0	0	0	0	0	0	0	11,250.00	0	0	0	11,250.00	11,250.00	0	0	0	11,250.00	0	-11250	0	0
Other Maintenance and Operating Exp	8028900000	0	0	0	0	0	0	0	0	0	1,588,427.28	0	0	0	1,588,427.28	1,588,427.28	0	0	0	1,588,427.28	0	-1588427	0	0
Advertising Expenses	8028901000	0	0	0	0	0	0	0	0	0	27,880.41	0	0	0	27,880.41	27,880.41	0	0	0	27,880.41	0	-27880.41	0	0
Advertising Expenses	8028901000	0	0	0	0	0	0	0	0	0	27,880.41	0	0	0	27,880.41	27,880.41	0	0	0	27,880.41	0	-27880.41	0	0
Printing and Publication Expenses	8028902000	0	0	0	0	0	0	0	0	0	124,828.77	0	0	0	124,828.77	124,828.77	0	0	0	124,828.77	0	-124828.8	0	0
Printing and Publication Expenses	8028902000	0	0	0	0	0	0	0	0	0	124,828.77	0	0	0	124,828.77	124,828.77	0	0	0	124,828.77	0	-124828.8	0	0
Representation Expenses	8028903000	0	0	0	0	0	0	0	0	0	1,258,741.72	0	0	0	1,258,741.72	1,258,741.72	0	0	0	1,258,741.72	0	-1258742	0	0
Representation Expenses	8028903000	0	0	0	0	0	0	0	0	0	1,258,741.72	0	0	0	1,258,741.72	1,258,741.72	0	0	0	1,258,741.72	0	-1258742	0	0
Rent/Lease Expenses	8028909000	0	0	0	0	0	0	0	0	0	71,095.04	0	0	0	71,095.04	71,095.04	0	0	0	71,095.04	0	-71095.04	0	0
Rents - Building and Structures	8028909001	0	0	0	0	0	0	0	0	0	71,095.04	0	0	0	71,095.04	71,095.04	0	0	0	71,095.04	0	-71095.04	0	0
Membership Dues and Contributions to	8028908000	0	0	0	0	0	0	0	0	0	58,000.00	0	0	0	58,000.00	58,000.00	0	0	0	58,000.00	0	-58000	0	0
Membership Dues and Contributions to	8028908000	0	0	0	0	0	0	0	0	0	58,000.00	0	0	0	58,000.00	58,000.00	0	0	0	58,000.00	0	-58000	0	0
Subscription Expenses	8028907000	0	0	0	0	0	0	0	0	0	28,081.32	0	0	0	28,081.32	28,081.32	0	0	0	28,081.32	0	-28081.32	0	0
Other Subscription Expenses	8028907099	0	0	0	0	0	0	0	0	0	28,081.32	0	0	0	28,081.32	28,081.32	0	0	0	28,081.32	0	-28081.32	0	0
 		0	0	0	0	0	0	0	0	0	0	0	0	0	0	0	0	0	0	0	0	0	0	0
II. Automatic Appropriations		0	0	0	0	0	0	0	0	0	0	0	0	0	0	0	0	0	0	0	0	0	0	0
Retirement and Life Insurance Premiun	01104102	0	0	0	0	0	0	0	0	0	4,018,177.48	0	0	0	4,018,177.48	4,018,177.48	0	0	0	4,018,177.48	0	-4018177	0	0
Personnel Services		0	0	0	0	0	0	0	0	0	4,018,177.48	0	0	0	4,018,177.48	4,018,177.48	0	0	0	4,018,177.48	0	-4018177	0	0
Personnel Benefit Contributions	8010300000	0	0	0	0	0	0	0	0	0	4,018,177.48	0	0	0	4,018,177.48	4,018,177.48	0	0	0	4,018,177.48	0	-4018177	0	0
Retirement and Life Insurance Premiun	8010301000	0	0	0	0	0	0	0	0	0	4,018,177.48	0	0	0	4,018,177.48	4,018,177.48	0	0	0	4,018,177.48	0	-4018177	0	0
Retirement and Life Insurance Premiun	8010301000	0	0	0	0	0	0	0	0	0	4,018,177.48	0	0	0	4,018,177.48	4,018,177.48	0	0	0	4,018,177.48	0	-4018177	0	0
 		0	0	0	0	0	0	0	0	0	0	0	0	0	0	0	0	0	0	0	0	0	0	0
 		0	0	0	0	0	0	0	0	0	0	0	0	0	0	0	0	0	0	0	0	0	0	0
GRAND TOTAL		0	0	0	0	0	0	0	0	0	0	0	0	0	0	0	0	0	0	0	0	0	0	0
Grand Total		0	0	0	0	0	0	0	0	0	54,084,434.57	0	0	0	54,084,434.57	54,084,434.57	0	0	0	54,084,434.57	0	-54084438	0	0

This report was generated using the Unified Reporting System on 09/05/2019 16:11

Prepared by:

 EUGENIA R. COSMIANO
 AOV/Budget Officer


 CAMILO D. MALDONADO, JR., CPA
 Accountant III

Reviewed by:

 FLORIBE O. URBIZTONDO, DPA
 Vice Pres. for Admin & Finance

Approved:

 BACELEDES R. ESTAL, PH. D.
 President II