

STATEMENT OF APPROPRIATIONS, ALLOTMENTS, OBLIGATIONS, DISBURSEMENTS AND BALANCES
As of the Quarter Ending March 31, 2019


Department : State Universities and Colleges (SUCs)
Agency : Surigao del Sur State University
Operating Unit : N/A
Organization Code (UACS) : 08106000000
Funding Source Code (as clustered): 01 - Regular Agency Fund
(e.g. Fund Cluster: 101,102, 151)

Authorization:01 - Current Year Appropriations
Report Status:SUBMITTED


Particulars	UACS CODE	Appropriation			Allotments						Current Year Obligations					Current Year Disbursements					Balances			
		Author	Adjust	Adjust	Allotm	Adjust	Transf	Transf	Adjust	1st Quarter Endin	2nd Q	3rd Qu	4th Q	Total	1st Quarter Endin	2nd Q	3rd Qu	4th Q	Total	Unrel	Unobligated	Allotr	Unpaid Oblig	
				5=(3+4)	6	7	8	9	10=(6+7+8+9)	11	12	13	14	15=(11+12+13+14)	16	17	18	19	20=(16+17+18+19)	21=(5-16)	22=(10-15)	23	24	
1. Agency Specific Budget		0	0	0	0	0	0	0	0	0	0	0	0	0	0	0	0	0	0	0	0	0	0	0
Specific Budgets of National	01101101	0	0	0	0	0	0	0	0	0	0	0	0	0	0	0	0	0	0	0	0	0	0	0
Specific Budgets of National	01101101	0	0	0	0	0	0	0	0	0	50,048,257.11	0	0	0	50,048,257.11	50,048,257.11	0	0	0	50,048,257.11	0	(50,048,257.11)	0	0
General Administration and S	10000000000000	0	0	0	0	0	0	0	0	0	12,100,232.59	0	0	0	12,100,232.59	12,100,232.59	0	0	0	12,100,232.59	0	(12,100,232.59)	0	0
General Management and Su	100000100001000	0	0	0	0	0	0	0	0	0	12,100,232.59	0	0	0	12,100,232.59	12,100,232.59	0	0	0	12,100,232.59	0	(12,100,232.59)	0	0
PS		0	0	0	0	0	0	0	0	0	9,474,835.35	0	0	0	9,474,835.35	9,474,835.35	0	0	0	9,474,835.35	0	(9,474,835.35)	0	0
MOOE		0	0	0	0	0	0	0	0	0	2,625,397.24	0	0	0	2,625,397.24	2,625,397.24	0	0	0	2,625,397.24	0	(2,625,397.24)	0	0
Administration of Personnel E	100000100002000	0	0	0	0	0	0	0	0	0	0	0	0	0	0	0	0	0	0	0	0	0	0	0
PS		0	0	0	0	0	0	0	0	0	0	0	0	0	0	0	0	0	0	0	0	0	0	0
Operations	30000000000000	0	0	0	0	0	0	0	0	0	37,948,024.52	0	0	0	37,948,024.52	37,948,024.52	0	0	0	37,948,024.52	0	(37,948,024.52)	0	0
OO : Relevant and quality ter	31000000000000	0	0	0	0	0	0	0	0	0	37,908,044.52	0	0	0	37,908,044.52	37,908,044.52	0	0	0	37,908,044.52	0	(37,908,044.52)	0	0
HIGHER EDUCATION PRO	31010000000000	0	0	0	0	0	0	0	0	0	37,908,044.52	0	0	0	37,908,044.52	37,908,044.52	0	0	0	37,908,044.52	0	(37,908,044.52)	0	0
Provision of Higher Education	310100100001000	0	0	0	0	0	0	0	0	0	37,908,044.52	0	0	0	37,908,044.52	37,908,044.52	0	0	0	37,908,044.52	0	(37,908,044.52)	0	0
PS		0	0	0	0	0	0	0	0	0	31,947,908.47	0	0	0	31,947,908.47	31,947,908.47	0	0	0	31,947,908.47	0	(31,947,908.47)	0	0
MOOE		0	0	0	0	0	0	0	0	0	5,958,136.05	0	0	0	5,958,136.05	5,958,136.05	0	0	0	5,958,136.05	0	(5,958,136.05)	0	0
OO : Higher education resear	32000000000000	0	0	0	0	0	0	0	0	0	41,980.00	0	0	0	41,980.00	41,980.00	0	0	0	41,980.00	0	(41,980.00)	0	0
ADVANCED EDUCATION P	32010000000000	0	0	0	0	0	0	0	0	0	0	0	0	0	0	0	0	0	0	0	0	0	0	0
Provision of Advanced Educa	320100100001000	0	0	0	0	0	0	0	0	0	0	0	0	0	0	0	0	0	0	0	0	0	0	0
PS		0	0	0	0	0	0	0	0	0	0	0	0	0	0	0	0	0	0	0	0	0	0	0
MOOE		0	0	0	0	0	0	0	0	0	0	0	0	0	0	0	0	0	0	0	0	0	0	0
RESEARCH PROGRAM	32020000000000	0	0	0	0	0	0	0	0	0	41,980.00	0	0	0	41,980.00	41,980.00	0	0	0	41,980.00	0	(41,980.00)	0	0
Conduct of Research Service	320200100001000	0	0	0	0	0	0	0	0	0	41,980.00	0	0	0	41,980.00	41,980.00	0	0	0	41,980.00	0	(41,980.00)	0	0
PS		0	0	0	0	0	0	0	0	0	0	0	0	0	0	0	0	0	0	0	0	0	0	0
MOOE		0	0	0	0	0	0	0	0	0	41,980.00	0	0	0	41,980.00	41,980.00	0	0	0	41,980.00	0	(41,980.00)	0	0
OO : Community engagemen	33000000000000	0	0	0	0	0	0	0	0	0	0	0	0	0	0	0	0	0	0	0	0	0	0	0
TECHNICAL ADVISORY EX	33010000000000	0	0	0	0	0	0	0	0	0	0	0	0	0	0	0	0	0	0	0	0	0	0	0
Provision of Extension Servic	330100100001000	0	0	0	0	0	0	0	0	0	0	0	0	0	0	0	0	0	0	0	0	0	0	0
PS		0	0	0	0	0	0	0	0	0	0	0	0	0	0	0	0	0	0	0	0	0	0	0
MOOE		0	0	0	0	0	0	0	0	0	0	0	0	0	0	0	0	0	0	0	0	0	0	0
Sub-Total, Agency-Specific		0	0	0	0	0	0	0	0	0	50,048,257.11	0	0	0	50,048,257.11	50,048,257.11	0	0	0	50,048,257.11	0	(50,048,257.11)	0	0
PS		0	0	0	0	0	0	0	0	0	41,422,743.82	0	0	0	41,422,743.82	41,422,743.82	0	0	0	41,422,743.82	0	(41,422,743.82)	0	0
MOOE		0	0	0	0	0	0	0	0	0	8,625,513.29	0	0	0	8,625,513.29	8,625,513.29	0	0	0	8,625,513.29	0	(8,625,513.29)	0	0
Fin Ex		0	0	0	0	0	0	0	0	0	0	0	0	0	0	0	0	0	0	0	0	0	0	0
CO		0	0	0	0	0	0	0	0	0	0	0	0	0	0	0	0	0	0	0	0	0	0	0
II. Automatic Appropriations		0	0	0	0	0	0	0	0	0	0	0	0	0	0	0	0	0	0	0	0	0	0	0
Retirement and Life Insuran	01104102	0	0	0	0	0	0	0	0	0	4,018,177.48	0	0	0	4,018,177.48	4,018,177.48	0	0	0	4,018,177.48	0	(4,018,177.48)	0	0
General Administration and S	10000000000000	0	0	0	0	0	0	0	0	0	822,715.08	0	0	0	822,715.08	822,715.08	0	0	0	822,715.08	0	(822,715.08)	0	0
General Management and Su	100000100001000	0	0	0	0	0	0	0	0	0	822,715.08	0	0	0	822,715.08	822,715.08	0	0	0	822,715.08	0	(822,715.08)	0	0


PS	0	0	0	0	0	0	0	0	0	0	822,715.08	0	0	0	822,715.08	822,715.08	0	0	0	822,715.08	0	(822,715.08)	0	0
Operations	3000000000000000	0	0	0	0	0	0	0	0	0	3,193,462.38	0	0	0	3,193,462.38	3,193,462.38	0	0	0	3,193,462.38	0	(3,193,462.38)	0	0
OO : Relevant and quality ter	3100000000000000	0	0	0	0	0	0	0	0	0	3,193,462.38	0	0	0	3,193,462.38	3,193,462.38	0	0	0	3,193,462.38	0	(3,193,462.38)	0	0
HIGHER EDUCATION PRO	3101000000000000	0	0	0	0	0	0	0	0	0	3,193,462.38	0	0	0	3,193,462.38	3,193,462.38	0	0	0	3,193,462.38	0	(3,193,462.38)	0	0
Provision of Higher Education	310100100001000	0	0	0	0	0	0	0	0	0	3,193,462.38	0	0	0	3,193,462.38	3,193,462.38	0	0	0	3,193,462.38	0	(3,193,462.38)	0	0
PS	0	0	0	0	0	0	0	0	0	0	3,193,462.38	0	0	0	3,193,462.38	3,193,462.38	0	0	0	3,193,462.38	0	(3,193,462.38)	0	0
Sub-Total, Automatic Appro	0	0	0	0	0	0	0	0	0	0	4,016,177.46	0	0	0	4,016,177.46	4,016,177.46	0	0	0	4,016,177.46	0	(4,016,177.46)	0	0
PS	0	0	0	0	0	0	0	0	0	0	4,016,177.46	0	0	0	4,016,177.46	4,016,177.46	0	0	0	4,016,177.46	0	(4,016,177.46)	0	0
MOOE	0	0	0	0	0	0	0	0	0	0	0	0	0	0	0	0	0	0	0	0	0	0	0	0
Fin Ex	0	0	0	0	0	0	0	0	0	0	0	0	0	0	0	0	0	0	0	0	0	0	0	0
CO	0	0	0	0	0	0	0	0	0	0	0	0	0	0	0	0	0	0	0	0	0	0	0	0
III. Special Purpose Fund	0	0	0	0	0	0	0	0	0	0	0	0	0	0	0	0	0	0	0	0	0	0	0	0
Sub-Total, SPF	0	0	0	0	0	0	0	0	0	0	0	0	0	0	0	0	0	0	0	0	0	0	0	0
PS	0	0	0	0	0	0	0	0	0	0	0	0	0	0	0	0	0	0	0	0	0	0	0	0
MOOE	0	0	0	0	0	0	0	0	0	0	0	0	0	0	0	0	0	0	0	0	0	0	0	0
Fin Ex	0	0	0	0	0	0	0	0	0	0	0	0	0	0	0	0	0	0	0	0	0	0	0	0
CO	0	0	0	0	0	0	0	0	0	0	0	0	0	0	0	0	0	0	0	0	0	0	0	0
GRAND TOTAL	0	0	0	0	0	0	0	0	0	0	54,064,434.57	0	0	0	54,064,434.57	54,064,434.57	0	0	0	54,064,434.57	0	(54,064,434.57)	0	0
PS	0	0	0	0	0	0	0	0	0	0	45,436,921.28	0	0	0	45,436,921.28	45,436,921.28	0	0	0	45,436,921.28	0	(45,436,921.28)	0	0
MOOE	0	0	0	0	0	0	0	0	0	0	8,625,513.29	0	0	0	8,625,513.29	8,625,513.29	0	0	0	8,625,513.29	0	(8,625,513.29)	0	0
Fin Ex	0	0	0	0	0	0	0	0	0	0	0	0	0	0	0	0	0	0	0	0	0	0	0	0
CO	0	0	0	0	0	0	0	0	0	0	0	0	0	0	0	0	0	0	0	0	0	0	0	0

This report was generated using the Unified Reporting System

Prepared by:

 EUGENIA R. COSMIANO
 AOV/Budget Officer


 CAMILO D. MALONG, JR., CPA
 Accountant III

Reviewed by:

 FLORIFE O. URBIZTONDO, DPA
 Vice Pres. for Admin & Finance

Approved:

 BACELEDES R. ESTAL, PH. D.
 President II