

STATEMENT OF APPROPRIATIONS, ALLOTMENTS, OBLIGATIONS, DISBURSEMENTS AND BALANCES
As of the Quarter Ending June 30, 2018


Department: State Universities and Colleges (SUCs)
Agency: Surigao del Sur State University
Operating Unit: N/A
Organization Code (UACS): 081060000000
Fund Cluster: 01 - Regular Agency Fund

Authorization: 01 - Current Year Appropriations
Report Status: SUBMITTED


Table with columns: Particulars, UACB CODE, Appropriation (Authorized, Adjustments, Adjusted), Allotments (Allotments Received, Adjustments, Transfer To, Transfer From, Adjusted Total), Current Year Obligations (1st-4th Quarter, Total), Current Year Disbursements (1st-4th Quarter, Total), and Balances (Unreleased Appropriations, Unobligated Allotment, Unpaid Obligations).

Particulars	UACS CODE	Appropriation			Allotments				Current Year Obligations				Current Year Disbursements				Balances						
		Authorized Appropriation	Adjustments (Transfer To)/From, Realignment	Adjusted Appropriations	Allotments Received	Adjustments (Withdrawal, Realignment)	Transfer To	Transfer From	Adjusted Total Allotments	1st Quarter Ending March 31	2nd Quarter Ending June 30	3rd Quarter Ending Sept. 30	4th Quarter Ending Dec. 31	Total	1st Quarter Ending March 31	2nd Quarter Ending June 30	3rd Quarter Ending Sept. 30	4th Quarter Ending Dec. 31	Total	Unreleased Appropriations	Unobligated Allotment	Unpaid Obligations (15-20) = (23+24)	
1	2	3	4	5=(3+4)	6	7	8	9	10=[(5+(-17)-8+9)]	11	12	13	14	15= (11+12+13+14)	16	17	18	19	20= (16+17+18+19)	21=(5-16)	22=(10-15)	23	24
Pension and Gratuity Fund	4008000000000000		1,837,576.40	1,837,576.40	1,837,576.40				1,837,576.40		1,837,576.40			1,837,576.40		1,837,576.40			1,837,576.40				
For payment of monetization of leave credits	4008000000040000		1,837,576.40	1,837,576.40	1,837,576.40				1,837,576.40		1,837,576.40			1,837,576.40		1,837,576.40			1,837,576.40				
PS			1,837,576.40	1,837,576.40	1,837,576.40				1,837,576.40		1,837,576.40			1,837,576.40		1,837,576.40			1,837,576.40				
Sub-Total, SPF			1,837,576.40	1,837,576.40	1,837,576.40				1,837,576.40		1,837,576.40			1,837,576.40		1,837,576.40			1,837,576.40				
PS			1,837,576.40	1,837,576.40	1,837,576.40				1,837,576.40		1,837,576.40			1,837,576.40		1,837,576.40			1,837,576.40				
MOOE																							
Fin Ex																							
CO																							
GRAND TOTAL		285,155,000.00	1,837,576.40	286,992,576.40	270,801,576.40				270,801,576.40	50,303,608.32	117,109,680.44			167,413,288.76	50,303,606.32	117,109,680.44			167,413,288.76	16,191,000.00	103,388,287.54		
PS		174,059,000.00	1,837,576.40	175,896,576.40	159,705,576.40				159,705,576.40	43,778,130.10	54,960,390.89			98,736,520.89	43,778,130.10	54,960,390.89			98,736,520.89	16,191,000.00	60,987,055.41		
MOOE		51,135,000.00		51,135,000.00	51,135,000.00				51,135,000.00	6,525,478.22	10,823,440.36			17,148,918.58	6,525,478.22	10,823,440.36			17,148,918.58		33,986,081.42		
Fin Ex																							
CO		59,961,000.00		59,961,000.00	59,961,000.00				59,961,000.00		51,525,849.19			51,525,849.19		51,525,849.19			51,525,849.19		8,435,150.81		


Certified Correct:


 Cosmiano, Eugenia
 Budget Officer
 Date: 19/Jul/2018

Certified Correct:


 CAMILO B. MALINAS JR.
 Chief Accountant
 Date:

Recommended By:


 Urbizondo, Florife
 Director, FMS
 Date: 19/Jul/2018

Approved By:


 Estal, Baceledes
 Agency Head/Department
 Date: 19/Jul/2018

This report was generated using the Unified Reporting System on 19/07/2018 13:26