


STATEMENT OF APPROPRIATIONS, ALLOTMENTS, OBLIGATIONS, DISBURSEMENTS AND BALANCES  
As of the Quarter Ending September 30, 2017

COMMISSION ON AUDIT  
TANDAG, SURIGAO DEL SUR  
DATE & TIME RECEIVED: 11-2-17  
BY: 

Department : State Universities and Colleges (SUCs) Authorization:01 - Current Year Appropriations  
Agency : Surigao del Sur State University Report Status:SUBMITTED  
Operating Unit : N/A  
Organization Code (UACS) : 08106000000  
Funding Source Code (as clustered): 01 - Regular Agency Fund  
(e.g. Fund Cluster: 101,102, 151)


Particulars	UACS CO	Appropriation			Allotments						Current Year Obligations					Current Year Disbursements					Balances			
		Authorized Approp	Adjustments (Tra	Adjusted Appropria	Allotments Receive	Adjus	Transf	Trans	Adjusted Total Allo	1st Quarter Ending	2nd Quarter Endin	3rd Quarter Ending	4th Qu	Total	1st Quarter Ending	2nd Quarter Endin	3rd Quarter Ending	4th Qu	Total	Un	Unobligated Allotm	Unpaid Obligations (1	Due	Not Yet Due and t
1	2	3	4	5=(3+4)	6	7	8	9	10=[(6+(-)-7)-8+9]	11	12	13	14	15=(11+12+13+14)	16	17	18	19	20=(16+17+18+19)	21	22=(10-15)	23	24	
I. Agency Specific Bud	0	-	0	-	-	0	0	0	-	0	0	0	0	0	0	0	0	0	0	0	0	0	0	0
Specific Budgets of N	101101	-	0	-	-	0	0	0	-	0	0	0	0	0	0	0	0	0	0	0	0	0	0	0
General Administratio	0000000	63,227,000.00	0	63,227,000.00	63,227,000.00	0	0	0	63,227,000.00	9,090,369.85	13,742,793.63	12,641,184.31	0	35,474,347.79	9,090,369.85	13,742,793.63	12,641,184.31	0	35,474,347.79	0	27,752,652.21	0	0	0
General Management	0100000	45,327,000.00	0	45,327,000.00	45,327,000.00	0	0	0	45,327,000.00	9,090,369.85	13,742,793.63	9,704,592.21	0	32,537,755.69	9,090,369.85	13,742,793.63	9,704,592.21	0	32,537,755.69	0	12,789,244.31	0	0	0
PS	0	32,819,000.00	0	32,819,000.00	32,819,000.00	0	0	0	32,819,000.00	7,505,331.51	11,348,964.12	7,906,308.83	0	26,760,604.46	7,505,331.51	11,348,964.12	7,906,308.83	0	26,760,604.46	0	6,058,395.54	0	0	0
MOOE	0	12,508,000.00	0	12,508,000.00	12,508,000.00	0	0	0	12,508,000.00	1,585,038.34	2,393,829.51	1,798,283.38	0	5,777,151.23	1,585,038.34	2,393,829.51	1,798,283.38	0	5,777,151.23	0	6,730,848.77	0	0	0
Administration of Per	0200000	17,900,000.00	0	17,900,000.00	17,900,000.00	0	0	0	17,900,000.00	0	0	2,936,592.10	0	2,936,592.10	0	0	2,936,592.10	0	2,936,592.10	0	14,963,407.90	0	0	0
PS	0	17,900,000.00	0	17,900,000.00	17,900,000.00	0	0	0	17,900,000.00	0	0	2,936,592.10	0	2,936,592.10	0	0	2,936,592.10	0	2,936,592.10	0	14,963,407.90	0	0	0
Operations	0000000	188,910,000.00	0	188,910,000.00	188,910,000.00	0	0	0	188,910,000.00	29,660,296.60	33,035,444.84	40,551,068.04	0	103,246,809.48	29,660,296.60	33,035,444.84	40,551,068.04	0	103,246,809.48	0	85,663,190.52	0	0	0
MFO 1: HIGHER EDUC	0000000	182,726,000.00	0	182,726,000.00	182,726,000.00	0	0	0	182,726,000.00	29,239,421.60	32,364,939.80	40,246,359.04	0	101,850,720.44	29,239,421.60	32,364,939.80	40,246,359.04	0	101,850,720.44	0	80,875,279.56	0	0	0
Provision of Higher Ed	0100000	-	0	-	-	0	0	0	-	0	0	0	0	0	0	0	0	0	0	0	0	0	0	0
CO	0	-	0	-	-	0	0	0	-	0	0	0	0	0	0	0	0	0	0	0	0	0	0	0
Provision of Higher Ed	0200000	182,726,000.00	0	182,726,000.00	182,726,000.00	0	0	0	182,726,000.00	29,239,421.60	32,364,939.80	40,246,359.04	0	101,850,720.44	29,239,421.60	32,364,939.80	40,246,359.04	0	101,850,720.44	0	80,875,279.56	0	0	0
PS	0	106,182,000.00	0	106,182,000.00	106,182,000.00	0	0	0	106,182,000.00	18,642,422.26	18,078,466.45	20,575,183.07	0	57,296,071.78	18,642,422.26	18,078,466.45	20,575,183.07	0	57,296,071.78	0	48,885,928.22	0	0	0
MOOE	0	76,544,000.00	0	76,544,000.00	76,544,000.00	0	0	0	76,544,000.00	10,596,999.34	14,286,473.35	19,671,175.97	0	44,554,648.66	10,596,999.34	14,286,473.35	19,671,175.97	0	44,554,648.66	0	31,989,351.34	0	0	0
CO	0	-	0	-	-	0	0	0	-	0	0	0	0	0	0	0	0	0	0	0	0	0	0	0
MFO 2: ADVANCED E	0000000	751,000.00	0	751,000.00	751,000.00	0	0	0	751,000.00	86,850.00	160,721.00	0	0	247,571.00	86,850.00	160,721.00	0	247,571.00	0	503,429.00	0	0	0	0
Provision of Advanced	0100000	751,000.00	0	751,000.00	751,000.00	0	0	0	751,000.00	86,850.00	160,721.00	0	0	247,571.00	86,850.00	160,721.00	0	247,571.00	0	503,429.00	0	0	0	0
PS	0	164,000.00	0	164,000.00	164,000.00	0	0	0	164,000.00	83,850.00	80,150.00	0	0	164,000.00	83,850.00	80,150.00	0	164,000.00	0	0	0	0	0	0
MOOE	0	587,000.00	0	587,000.00	587,000.00	0	0	0	587,000.00	3,000.00	80,571.00	0	0	83,571.00	3,000.00	80,571.00	0	83,571.00	0	503,429.00	0	0	0	0
CO	0	-	0	-	-	0	0	0	-	0	0	0	0	0	0	0	0	0	0	0	0	0	0	0
MFO 3: RESEARCH SE	0000000	2,821,000.00	0	2,821,000.00	2,821,000.00	0	0	0	2,821,000.00	250,260.00	357,227.08	189,773.00	0	797,260.08	250,260.00	357,227.08	189,773.00	0	797,260.08	0	2,023,739.92	0	0	0
Conduct of Research	0100000	2,821,000.00	0	2,821,000.00	2,821,000.00	0	0	0	2,821,000.00	250,260.00	357,227.08	189,773.00	0	797,260.08	250,260.00	357,227.08	189,773.00	0	797,260.08	0	2,023,739.92	0	0	0
PS	0	116,000.00	0	116,000.00	116,000.00	0	0	0	116,000.00	15,000.00	55,050.00	22,500.00	0	92,550.00	15,000.00	55,050.00	22,500.00	0	92,550.00	0	23,450.00	0	0	0
MOOE	0	2,705,000.00	0	2,705,000.00	2,705,000.00	0	0	0	2,705,000.00	235,260.00	302,177.08	167,273.00	0	704,710.08	235,260.00	302,177.08	167,273.00	0	704,710.08	0	2,000,289.92	0	0	0
MFO 4: TECHNICAL A	0000000	2,612,000.00	0	2,612,000.00	2,612,000.00	0	0	0	2,612,000.00	83,765.00	152,556.96	114,936.00	0	351,257.96	83,765.00	152,556.96	114,936.00	0	351,257.96	0	2,260,742.04	0	0	0
Provision of Extensio	0100000	2,612,000.00	0	2,612,000.00	2,612,000.00	0	0	0	2,612,000.00	83,765.00	152,556.96	114,936.00	0	351,257.96	83,765.00	152,556.96	114,936.00	0	351,257.96	0	2,260,742.04	0	0	0
PS	0	116,000.00	0	116,000.00	116,000.00	0	0	0	116,000.00	0	4,000.00	9,950.00	0	13,950.00	0	4,000.00	9,950.00	0	13,950.00	0	102,050.00	0	0	0
MOOE	0	2,496,000.00	0	2,496,000.00	2,496,000.00	0	0	0	2,496,000.00	83,765.00	148,556.96	104,986.00	0	337,307.96	83,765.00	148,556.96	104,986.00	0	337,307.96	0	2,158,692.04	0	0	0
Locally-Funded Projec	0000000	61,949,000.00	0	61,949,000.00	61,949,000.00	0	0	0	61,949,000.00	0	0	53,085,107.92	0	53,085,107.92	0	0	1,669,486.67	0	1,669,486.67	0	8,863,892.08	0	51,415,621.25	0
Buildings and Other S	0000000	61,949,000.00	0	61,949,000.00	61,949,000.00	0	0	0	61,949,000.00	0	0	53,085,107.92	0	53,085,107.92	0	0	1,669,486.67	0	1,669,486.67	0	8,863,892.08	0	51,415,621.25	0
School Buildings	0100000	54,949,000.00	0	54,949,000.00	54,949,000.00	0	0	0	54,949,000.00	0	0	47,230,909.71	0	47,230,909.71	0	0	1,669,486.67	0	1,669,486.67	0	7,718,090.29	0	45,561,423.04	0
Upgrading of Infrastru	0100001	-	0	-	-	0	0	0	-	0	0	0	0	0	0	0	0	0	0	0	0	0	0	0
PS	0	-	0	-	-	0	0	0	-	0	0	0	0	0	0	0	0	0	0	0	0	0	0	0
CO	0	-	0	-	-	0	0	0	-	0	0	0	0	0	0	0	0	0	0	0	0	0	0	0
Center on Research a	0100007	9,000,000.00	0	9,000,000.00	9,000,000.00	0	0	0	9,000,000.00	0	0	8,307,404.82	0	8,307,404.82	0	0	253,800.00	0	253,800.00	0	692,595.18	0	8,053,604.82	0

CO	0	9,000,000.00	0	9,000,000.00	9,000,000.00	0	0	0	9,000,000.00	0	0	8,307,404.82	0	8,307,404.82	0	0	253,800.00	0	253,800.00	0	692,595.18	0	8,053,604.82
Training Center for Or	0100008	9,000,000.00	0	9,000,000.00	9,000,000.00	0	0	0	9,000,000.00	0	0	7,515,000.00	0	7,515,000.00	0	0	438,318.36	0	438,318.36	0	1,485,000.00	0	7,076,681.64
CO	0	9,000,000.00	0	9,000,000.00	9,000,000.00	0	0	0	9,000,000.00	0	0	7,515,000.00	0	7,515,000.00	0	0	438,318.36	0	438,318.36	0	1,485,000.00	0	7,076,681.64
Construction of Slope	0100009	1,000,000.00	0	1,000,000.00	1,000,000.00	0	0	0	1,000,000.00	0	0	804,060.88	0	804,060.88	0	0	0	0	0	0	195,939.12	0	804,060.88
CO	0	1,000,000.00	0	1,000,000.00	1,000,000.00	0	0	0	1,000,000.00	0	0	804,060.88	0	804,060.88	0	0	0	0	0	0	195,939.12	0	804,060.88
HRM Building	0100010	7,000,000.00	0	7,000,000.00	7,000,000.00	0	0	0	7,000,000.00	0	0	6,509,961.21	0	6,509,961.21	0	0	196,800.00	0	196,800.00	0	490,038.79	0	6,313,161.21
CO	0	7,000,000.00	0	7,000,000.00	7,000,000.00	0	0	0	7,000,000.00	0	0	6,509,961.21	0	6,509,961.21	0	0	196,800.00	0	196,800.00	0	490,038.79	0	6,313,161.21
Student Dormitory Bu	0100011	21,000,000.00	0	21,000,000.00	21,000,000.00	0	0	0	21,000,000.00	0	0	18,707,454.16	0	18,707,454.16	0	0	780,568.31	0	780,568.31	0	2,292,545.84	0	17,926,885.85
CO	0	21,000,000.00	0	21,000,000.00	21,000,000.00	0	0	0	21,000,000.00	0	0	18,707,454.16	0	18,707,454.16	0	0	780,568.31	0	780,568.31	0	2,292,545.84	0	17,926,885.85
Resource Learning Ce	0100012	1,000,000.00	0	1,000,000.00	1,000,000.00	0	0	0	1,000,000.00	0	0	985,022.46	0	985,022.46	0	0	14,977.54	0	14,977.54	0	0	0	985,022.46
CO	0	1,000,000.00	0	1,000,000.00	1,000,000.00	0	0	0	1,000,000.00	0	0	985,022.46	0	985,022.46	0	0	14,977.54	0	14,977.54	0	0	0	985,022.46
Campus Concrete Roa	0100013	3,000,000.00	0	3,000,000.00	3,000,000.00	0	0	0	3,000,000.00	0	0	2,412,182.62	0	2,412,182.62	0	0	0	0	0	0	587,817.38	0	2,412,182.62
CO	0	3,000,000.00	0	3,000,000.00	3,000,000.00	0	0	0	3,000,000.00	0	0	2,412,182.62	0	2,412,182.62	0	0	0	0	0	0	587,817.38	0	2,412,182.62
Installation of Water	0100014	1,000,000.00	0	1,000,000.00	1,000,000.00	0	0	0	1,000,000.00	0	0	0	0	0	0	0	0	0	0	0	1,000,000.00	0	0
CO	0	1,000,000.00	0	1,000,000.00	1,000,000.00	0	0	0	1,000,000.00	0	0	0	0	0	0	0	0	0	0	0	1,000,000.00	0	0
Construction of Inter	0100015	2,000,000.00	0	2,000,000.00	2,000,000.00	0	0	0	2,000,000.00	0	0	1,989,823.56	0	1,989,823.56	0	0	0	0	0	0	10,176.44	0	1,989,823.56
CO	0	2,000,000.00	0	2,000,000.00	2,000,000.00	0	0	0	2,000,000.00	0	0	1,989,823.56	0	1,989,823.56	0	0	0	0	0	0	10,176.44	0	1,989,823.56
Completion of Compu	0100016	949,000.00	0	949,000.00	949,000.00	0	0	0	949,000.00	0	0	0	0	0	0	0	0	0	0	0	949,000.00	0	0
CO	0	949,000.00	0	949,000.00	949,000.00	0	0	0	949,000.00	0	0	0	0	0	0	0	0	0	0	0	949,000.00	0	0
Multipurpose/Facilit	0300000	7,000,000.00	0	7,000,000.00	7,000,000.00	0	0	0	7,000,000.00	0	0	5,854,198.21	0	5,854,198.21	0	0	0	0	0	0	1,145,801.79	0	5,854,198.21
Construction of Cultu	0300001	2,000,000.00	0	2,000,000.00	2,000,000.00	0	0	0	2,000,000.00	0	0	1,809,309.22	0	1,809,309.22	0	0	0	0	0	0	190,690.78	0	1,809,309.22
CO	0	2,000,000.00	0	2,000,000.00	2,000,000.00	0	0	0	2,000,000.00	0	0	1,809,309.22	0	1,809,309.22	0	0	0	0	0	0	190,690.78	0	1,809,309.22
Construction and/or	0300002	1,500,000.00	0	1,500,000.00	1,500,000.00	0	0	0	1,500,000.00	0	0	1,163,900.00	0	1,163,900.00	0	0	0	0	0	0	336,100.00	0	1,163,900.00
CO	0	1,500,000.00	0	1,500,000.00	1,500,000.00	0	0	0	1,500,000.00	0	0	1,163,900.00	0	1,163,900.00	0	0	0	0	0	0	336,100.00	0	1,163,900.00
Repair and Improvem	0300003	3,500,000.00	0	3,500,000.00	3,500,000.00	0	0	0	3,500,000.00	0	0	2,880,988.99	0	2,880,988.99	0	0	0	0	0	0	619,011.01	0	2,880,988.99
CO	0	3,500,000.00	0	3,500,000.00	3,500,000.00	0	0	0	3,500,000.00	0	0	2,880,988.99	0	2,880,988.99	0	0	0	0	0	0	619,011.01	0	2,880,988.99
Sub-Total, Agency-Sp	0	314,086,000.00	0	314,086,000.00	314,086,000.00	0	0	0	314,086,000.00	38,750,666.45	46,778,238.47	106,277,360.27	0	191,806,265.19	38,750,666.45	46,778,238.47	54,861,739.02	0	140,390,643.94	0	122,279,734.81	0	51,415,621.25
PS	0	157,297,000.00	0	157,297,000.00	157,297,000.00	0	0	0	157,297,000.00	26,246,603.77	29,566,630.57	31,450,534.00	0	87,263,768.34	26,246,603.77	29,566,630.57	31,450,534.00	0	87,263,768.34	0	70,033,231.66	0	0
MOOE	0	94,840,000.00	0	94,840,000.00	94,840,000.00	0	0	0	94,840,000.00	12,504,062.68	17,211,607.90	21,741,718.35	0	51,457,388.93	12,504,062.68	17,211,607.90	21,741,718.35	0	51,457,388.93	0	43,382,611.07	0	0
Fin Ex	0	-	0	-	-	0	0	0	-	0	0	0	0	0	0	0	0	0	0	0	0	0	
CO	0	61,949,000.00	0	61,949,000.00	61,949,000.00	0	0	0	61,949,000.00	0	0	53,085,107.92	0	53,085,107.92	0	0	1,669,486.67	0	1,669,486.67	0	8,863,892.08	0	51,415,621.25
	0	-	0	-	-	0	0	0	-	0	0	0	0	0	0	0	0	0	0	0	0	0	
	0	-	0	-	-	0	0	0	-	0	0	0	0	0	0	0	0	0	0	0	0	0	
II. Automatic Appr	0	-	0	-	-	0	0	0	-	0	0	0	0	0	0	0	0	0	0	0	0	0	
Retirement and Life	0104102	-	0	-	-	0	0	0	-	0	0	0	0	0	0	0	0	0	0	0	0	0	
General Administrat	0000000	2,779,000.00	119,232.00	2,898,232.00	2,898,232.00	0	0	0	2,898,232.00	688,027.36	580,020.00	708,444.58	0	1,976,491.94	688,027.36	580,020.00	708,444.58	0	1,976,491.94	0	921,740.06	0	0
General Management	0100000	2,779,000.00	119,232.00	2,898,232.00	2,898,232.00	0	0	0	2,898,232.00	688,027.36	580,020.00	708,444.58	0	1,976,491.94	688,027.36	580,020.00	708,444.58	0	1,976,491.94	0	921,740.06	0	0
PS	0	2,779,000.00	119,232.00	2,898,232.00	2,898,232.00	0	0	0	2,898,232.00	688,027.36	580,020.00	708,444.58	0	1,976,491.94	688,027.36	580,020.00	708,444.58	0	1,976,491.94	0	921,740.06	0	0
Operations	0000000	9,744,000.00	2,356,765.00	12,100,765.00	12,100,765.00	0	0	0	12,100,765.00	2,303,395.94	2,154,213.47	2,125,333.74	0	6,582,943.15	2,303,395.94	2,154,213.47	2,125,333.74	0	6,582,943.15	0	5,517,821.85	0	0
MFO 1: HIGHER EDU	0000000	9,744,000.00	2,356,765.00	12,100,765.00	12,100,765.00	0	0	0	12,100,765.00	2,303,395.94	2,154,213.47	2,125,333.74	0	6,582,943.15	2,303,395.94	2,154,213.47	2,125,333.74	0	6,582,943.15	0	5,517,821.85	0	0
Provision of Higher Ed	0200000	9,744,000.00	2,356,765.00	12,100,765.00	12,100,765.00	0	0	0	12,100,765.00	2,303,395.94	2,154,213.47	2,125,333.74	0	6,582,943.15	2,303,395.94	2,154,213.47	2,125,333.74	0	6,582,943.15	0	5,517,821.85	0	0
PS	0	9,744,000.00	2,356,765.00	12,100,765.00	12,100,765.00	0	0	0	12,100,765.00	2,303,395.94	2,154,213.47	2,125,333.74	0	6,582,943.15	2,303,395.94	2,154,213.47	2,125,333.74	0	6,582,943.15	0	5,517,821.85	0	0
Sub-Total, Automatic	0	12,523,000.00	2,475,997.00	14,998,997.00	14,998,997.00	0	0	0	14,998,997.00	2,991,423.30	2,734,233.47	2,833,778.32	0	8,559,435.09	2,991,423.30	2,734,233.47	2,833,778.32	0	8,559,435.09	0	6,439,561.91	0	0
PS	0	12,523,000.00	2,475,997.00	14,998,997.00	14,998,997.00	0	0	0	14,998,997.00	2,991,423.30	2,734,233.47	2,833,778.32	0	8,559,435.09	2,991,423.30	2,734,233.47	2,833,778.32	0	8,559,435.09	0	6,439,561.91	0	0
MOOE	0	-	0	-	-	0	0	0	-	0	0	0	0	0	0	0	0	0	0	0	0	0	
Fin Ex	0	-	0	-	-	0	0	0	-	0	0	0	0	0	0	0	0	0	0	0	0	0	
CO	0	-	0	-	-	0	0	0	-	0	0	0	0	0	0	0	0	0	0	0	0	0	
	0	-	0	-	-	0	0	0	-	0	0	0	0	0	0	0	0	0	0	0	0	0	
	0	-	0	-	-	0	0	0	-	0	0	0	0	0	0	0	0	0	0	0	0	0	
III. Special Purpose Fu	0	-	0	-	-	0	0	0	-	0	0	0	0	0	0	0	0	0	0	0	0	0	
Miscellaneous Person	1101406	-	20,214,636.00	20,214,636.00	20,214,636.00	0	0	0	20,214,636.00	0	0	9,439,704.47	0	9,439,704.47	0	0	9,439,704.47	0	9,439,704.47	0	10,774,931.53	0	0

Miscellaneous Person	0000000	-	20,214,636.00	20,214,636.00	20,214,636.00	0	0	0	20,214,636.00	0	0	9,439,704.47	0	9,439,704.47	0	0	9,439,704.47	0	9,439,704.47	0	10,774,931.53	0	0
Performance-Based B	0100000	-	4,496,849.00	4,496,849.00	4,496,849.00	0	0	0	4,496,849.00	0	0	4,476,205.50	0	4,476,205.50	0	0	4,476,205.50	0	4,476,205.50	0	20,643.50	0	0
PS	0	-	4,496,849.00	4,496,849.00	4,496,849.00	0	0	0	4,496,849.00	0	0	4,476,205.50	0	4,476,205.50	0	0	4,476,205.50	0	4,476,205.50	0	20,643.50	0	0
Funding Requirement	0200000	-	13,222,626.00	13,222,626.00	13,222,626.00	0	0	0	13,222,626.00	0	0	4,963,498.97	0	4,963,498.97	0	0	4,963,498.97	0	4,963,498.97	0	8,259,127.03	0	0
PS	0	-	13,222,626.00	13,222,626.00	13,222,626.00	0	0	0	13,222,626.00	0	0	4,963,498.97	0	4,963,498.97	0	0	4,963,498.97	0	4,963,498.97	0	8,259,127.03	0	0
For Payment of Other	0600000	-	2,495,161.00	2,495,161.00	2,495,161.00	0	0	0	2,495,161.00	0	0	0	0	0	0	0	0	0	0	0	2,495,161.00	0	0
PS	0	-	2,495,161.00	2,495,161.00	2,495,161.00	0	0	0	2,495,161.00	0	0	0	0	0	0	0	0	0	0	0	2,495,161.00	0	0
Pension and Gratuity	1101407	-	2,495,161.00	2,495,161.00	2,495,161.00	0	0	0	2,495,161.00	0	0	2,026,906.87	0	2,026,906.87	0	0	2,026,906.87	0	2,026,906.87	0	468,254.13	0	0
Pension and Gratuity	0000000	-	2,495,161.00	2,495,161.00	2,495,161.00	0	0	0	2,495,161.00	0	0	2,026,906.87	0	2,026,906.87	0	0	2,026,906.87	0	2,026,906.87	0	468,254.13	0	0
For payment of mone	0400000	-	2,495,161.00	2,495,161.00	2,495,161.00	0	0	0	2,495,161.00	0	0	2,026,906.87	0	2,026,906.87	0	0	2,026,906.87	0	2,026,906.87	0	468,254.13	0	0
PS	0	-	2,495,161.00	2,495,161.00	2,495,161.00	0	0	0	2,495,161.00	0	0	2,026,906.87	0	2,026,906.87	0	0	2,026,906.87	0	2,026,906.87	0	468,254.13	0	0
Sub-Total, SPF	0	-	22,709,797.00	22,709,797.00	22,709,797.00	0	0	0	22,709,797.00	0	0	11,466,611.34	0	11,466,611.34	0	0	11,466,611.34	0	11,466,611.34	0	11,243,185.66	0	0
PS	0	-	22,709,797.00	22,709,797.00	22,709,797.00	0	0	0	22,709,797.00	0	0	11,466,611.34	0	11,466,611.34	0	0	11,466,611.34	0	11,466,611.34	0	11,243,185.66	0	0
MOOE	0	-	0	-	-	0	0	0	-	0	0	0	0	0	0	0	0	0	0	0	0	0	0
Fin Ex	0	-	0	-	-	0	0	0	-	0	0	0	0	0	0	0	0	0	0	0	0	0	0
CO	0	-	0	-	-	0	0	0	-	0	0	0	0	0	0	0	0	0	0	0	0	0	0
	0	-	0	-	-	0	0	0	-	0	0	0	0	0	0	0	0	0	0	0	0	0	0
GRAND TOTAL	0	326,609,000.00	25,185,794.00	351,794,794.00	351,794,794.00	0	0	0	351,794,794.00	41,742,089.75	49,512,471.94	120,577,749.93	0	211,832,311.62	41,742,089.75	49,512,471.94	69,162,128.68	0	160,416,690.37	0	139,962,482.38	0	51,415,621.25
PS	0	169,820,000.00	25,185,794.00	195,005,794.00	195,005,794.00	0	0	0	195,005,794.00	29,238,027.07	32,300,864.04	45,750,923.66	0	107,289,814.77	29,238,027.07	32,300,864.04	45,750,923.66	0	107,289,814.77	0	87,715,979.23	0	0
MOOE	0	94,840,000.00	0	94,840,000.00	94,840,000.00	0	0	0	94,840,000.00	12,504,062.68	17,211,607.90	21,741,718.35	0	51,457,388.93	12,504,062.68	17,211,607.90	21,741,718.35	0	51,457,388.93	0	43,382,611.07	0	0
Fin Ex	0	-	0	-	-	0	0	0	-	0	0	0	0	0	0	0	0	0	0	0	0	0	0
CO	0	61,949,000.00	0	61,949,000.00	61,949,000.00	0	0	0	61,949,000.00	0	0	53,085,107.92	0	53,085,107.92	0	0	1,669,486.67	0	1,669,486.67	0	8,863,892.08	0	51,415,621.25


This report was generated using the Unified Reporting System on 02/11/2017 08:38

Prepared by:

  
EUGENIA R. COSMIANO  
AOV/Budget Officer

  
CAMILO D. MALONG, JR., CPA  
Accountant III

Reviewed by:

  
FLORIFE O. URBIZONDO, DPA  
Vice Pres. for Admin & Finance

Approved:

  
BACELÈDES R. ESTAL, PH. D.  
President II