

SUMMARY OF APPROVED BUDGET, UTILIZATIONS, DISBURSEMENTS AND BALANCES BY OBJECT OF EXPENDITURES  
As of the Quarter Ending June 30, 2017

Department : State Universities and Colleges (SUCs)  
 Agency : Surigao del Sur State University  
 Operating Unit : N/A  
 Organization Code (UACS) : 08106000000  
 Funding Source Code (as clustered) : 05 - Internally Generated Income  
 Report Status : PENDING


| Particulars                        | UACS CODE  | Approved Budget |                 |                 | Budget Utilization |                 |             |             |               | Disbursements   |                 |             |             |            | Balances    |             |       |
|------------------------------------|------------|-----------------|-----------------|-----------------|--------------------|-----------------|-------------|-------------|---------------|-----------------|-----------------|-------------|-------------|------------|-------------|-------------|-------|
|                                    |            | Approved Budget | Adjusted Budget | Adjusted Budget | 1st Quarter End    | 2nd Quarter End | 3rd Quarter | 4th Quarter | Total         | 1st Quarter End | 2nd Quarter End | 3rd Quarter | 4th Quarter | Total      | Unpaid Util | Unpaid Util |       |
|                                    |            | 3               | 4               | 5=[3+(-)4]      | 6                  | 7               | 8           | 9           | 10=(6+7+8+9)  | 11              | 12              | 13          | 14          | 15=(11+12) | 16=(5-10)   | 17          | 18    |
| Agency Specific Budget             | 0          | 0               | 0               | 0               | 0                  | 0               | 0           | 0           | 0             | 0               | 0               | 0           | 0           | 0          | 0           | 0           | 0     |
| Personnel Services                 | 0          | 14057000        | 0               | 14057000        | 3,970,589.77       | 3,118,352.37    | 0           | 0           | 7,088,942.14  | 3,970,589.77    | 3,118,352.37    | 0           | 0           | 7088942    | 6968058     | 0           | 0     |
| Salaries and Wages                 | 5010100000 | 5012992         | 0               | 5012992         | 319,639.31         | 500,508.12      | 0           | 0           | 820,147.43    | 319,639.31      | 500,508.12      | 0           | 0           | 820147.4   | 4192845     | 0           | 0     |
| Salaries and Wages - Civilian      | 5010102000 | 5012992         | 0               | 5012992         | 319,639.31         | 500,508.12      | 0           | 0           | 820,147.43    | 319,639.31      | 500,508.12      | 0           | 0           | 820147.4   | 4192845     | 0           | 0     |
| Salaries and Wages - Other         | 5010102000 | 5012992         | 0               | 5012992         | 319,639.31         | 500,508.12      | 0           | 0           | 820,147.43    | 319,639.31      | 500,508.12      | 0           | 0           | 820147.4   | 4192845     | 0           | 0     |
| Other Compensation                 | 5010200000 | 9044008         | 0               | 9044008         | 3,650,950.46       | 2,617,844.25    | 0           | 0           | 6,268,794.71  | 3,650,950.46    | 2,617,844.25    | 0           | 0           | 6268795    | 2775213     | 0           | 0     |
| Honoraria                          | 5010210000 | 7488008         | 0               | 7488008         | 3,650,950.46       | 2,616,314.25    | 0           | 0           | 6,267,264.71  | 3,650,950.46    | 2,616,314.25    | 0           | 0           | 6267265    | 1220743     | 0           | 0     |
| Honoraria - Civilian               | 5010210001 | 7488008         | 0               | 7488008         | 3,650,950.46       | 2,616,314.25    | 0           | 0           | 6,267,264.71  | 3,650,950.46    | 2,616,314.25    | 0           | 0           | 6267265    | 1220743     | 0           | 0     |
| Cash Gift                          | 5010215000 | 1556000         | 0               | 1556000         | 0                  | 1,530.00        | 0           | 0           | 1,530.00      | 0               | 1,530.00        | 0           | 0           | 1530       | 1554470     | 0           | 0     |
| Cash Gift - Civilian               | 5010215001 | 1556000         | 0               | 1556000         | 0                  | 1,530.00        | 0           | 0           | 1,530.00      | 0               | 1,530.00        | 0           | 0           | 1530       | 1554470     | 0           | 0     |
| Maintenance and Other              | 0          | 53620500        | 0               | 53620500        | 4,640,612.82       | 8,697,521.49    | 0           | 0           | 13,338,134.31 | 4,640,612.82    | 8,697,521.45    | 0           | 0           | 13338134   | 40282366    | 0           | 0.04  |
| Traveling Expenses                 | 5020100000 | 3263837         | 0               | 3263837         | 660,016.67         | 1,318,976.62    | 0           | 0           | 1,978,993.29  | 660,016.67      | 1,318,976.62    | 0           | 0           | 1978993    | 1284844     | 0           | 0     |
| Traveling Expenses - Local         | 5020101000 | 3263837         | 0               | 3263837         | 660,016.67         | 1,318,976.62    | 0           | 0           | 1,978,993.29  | 660,016.67      | 1,318,976.62    | 0           | 0           | 1978993    | 1284844     | 0           | 0     |
| Traveling Expenses - International | 5020101000 | 3263837         | 0               | 3263837         | 660,016.67         | 1,318,976.62    | 0           | 0           | 1,978,993.29  | 660,016.67      | 1,318,976.62    | 0           | 0           | 1978993    | 1284844     | 0           | 0     |
| Training and Scholarships          | 5020200000 | 6123677         | 0               | 6123677         | 413,950.00         | 1,375,341.60    | 0           | 0           | 1,789,291.60  | 413,950.00      | 1,375,341.60    | 0           | 0           | 1789292    | 4334385     | 0           | 0     |
| Training Expenses                  | 5020201000 | 5011055         | 0               | 5011055         | 360,850.00         | 1,356,341.60    | 0           | 0           | 1,717,191.60  | 360,850.00      | 1,356,341.60    | 0           | 0           | 1717192    | 3293863     | 0           | 0     |
| Training Expenses                  | 5020201002 | 5011055         | 0               | 5011055         | 360,850.00         | 1,356,341.60    | 0           | 0           | 1,717,191.60  | 360,850.00      | 1,356,341.60    | 0           | 0           | 1717192    | 3293863     | 0           | 0     |
| Scholarship Grants/Expenses        | 5020202000 | 1112622         | 0               | 1112622         | 53,100.00          | 19,000.00       | 0           | 0           | 72,100.00     | 53,100.00       | 19,000.00       | 0           | 0           | 72100      | 1040522     | 0           | 0     |
| Scholarship Grants/Expenses        | 5020202000 | 1112622         | 0               | 1112622         | 53,100.00          | 19,000.00       | 0           | 0           | 72,100.00     | 53,100.00       | 19,000.00       | 0           | 0           | 72100      | 1040522     | 0           | 0     |
| Supplies and Materials             | 5020300000 | 5035361         | 0               | 5035361         | 1,042,463.73       | 901,069.54      | 0           | 0           | 1,943,533.27  | 1,042,463.73    | 901,069.54      | 0           | 0           | 1943533    | 3091828     | 0           | 0     |
| Other Supplies and Materials       | 5020399000 | 5035361         | 0               | 5035361         | 1,042,463.73       | 901,069.54      | 0           | 0           | 1,943,533.27  | 1,042,463.73    | 901,069.54      | 0           | 0           | 1943533    | 3091828     | 0           | 0     |
| Other Supplies and Materials       | 5020399000 | 5035361         | 0               | 5035361         | 1,042,463.73       | 901,069.54      | 0           | 0           | 1,943,533.27  | 1,042,463.73    | 901,069.54      | 0           | 0           | 1943533    | 3091828     | 0           | 0     |
| Utility Expenses                   | 5020400000 | 5599256         | 0               | 5599256         | 26,523.21          | 373,302.64      | 0           | 0           | 399,825.85    | 26,523.21       | 373,302.64      | 0           | 0           | 399825.9   | 5199430     | 0           | 0     |
| Electricity Expenses               | 5020402000 | 5599256         | 0               | 5599256         | 26,523.21          | 373,302.64      | 0           | 0           | 399,825.85    | 26,523.21       | 373,302.64      | 0           | 0           | 399825.9   | 5199430     | 0           | 0     |
| Electricity Expenses               | 5020402000 | 5599256         | 0               | 5599256         | 26,523.21          | 373,302.64      | 0           | 0           | 399,825.85    | 26,523.21       | 373,302.64      | 0           | 0           | 399825.9   | 5199430     | 0           | 0     |
| Communication Expenses             | 5020500000 | 275270          | 0               | 275270          | 37,138.32          | 64,735.32       | 0           | 0           | 101,873.64    | 37,138.32       | 64,735.49       | 0           | 0           | 101873.8   | 173396.4    | 0           | -0.17 |
| Telephone Expenses                 | 5020502000 | 275270          | 0               | 275270          | 37,138.32          | 64,735.32       | 0           | 0           | 101,873.64    | 37,138.32       | 64,735.49       | 0           | 0           | 101873.8   | 173396.4    | 0           | -0.17 |
| Landline                           | 5020502002 | 275270          | 0               | 275270          | 37,138.32          | 64,735.32       | 0           | 0           | 101,873.64    | 37,138.32       | 64,735.49       | 0           | 0           | 101873.8   | 173396.4    | 0           | -0.17 |
| Confidential, Intelligence         | 5021000000 | 1553911         | 0               | 1553911         | 0                  | 0               | 0           | 0           | 0             | 0               | 0               | 0           | 0           | 0          | 1553911     | 0           | 0     |
| Extraordinary and Miscellaneous    | 5021003000 | 1553911         | 0               | 1553911         | 0                  | 0               | 0           | 0           | 0             | 0               | 0               | 0           | 0           | 0          | 1553911     | 0           | 0     |
| Extraordinary and Miscellaneous    | 5021003000 | 1553911         | 0               | 1553911         | 0                  | 0               | 0           | 0           | 0             | 0               | 0               | 0           | 0           | 0          | 1553911     | 0           | 0     |
| Professional Services              | 5021100000 | 6837356         | 0               | 6837356         | 498,326.67         | 2,510,861.81    | 0           | 0           | 3,009,188.48  | 498,326.67      | 2,510,861.60    | 0           | 0           | 3009188    | 3828168     | 0           | 0.21  |

|                         |            |          |   |          |              |              |   |            |              |              |              |   |   |          |          |   |        |
|-------------------------|------------|----------|---|----------|--------------|--------------|---|------------|--------------|--------------|--------------|---|---|----------|----------|---|--------|
| Other Professional Ser  | 5021199000 | 6837356  | 0 | 6837356  | 498,326.67   | 2,510,861.81 | 0 | 0          | 3,009,188.48 | 498,326.67   | 2,510,861.60 | 0 | 0 | 3009188  | 3828168  | 0 | 0.21   |
| Other Professional Ser  | 5021199000 | 6837356  | 0 | 6837356  | 498,326.67   | 2,510,861.81 | 0 | 0          | 3,009,188.48 | 498,326.67   | 2,510,861.60 | 0 | 0 | 3009188  | 3828168  | 0 | 0.21   |
| Repairs and Maintenan   | 5021300000 | 2464614  | 0 | 2464614  | 693,689.46   | 1,503,811.00 | 0 | 0          | 2,197,500.46 | 693,689.46   | 1,503,811.00 | 0 | 0 | 2197500  | 267113.5 | 0 | 0      |
| Repairs and Maintenan   | 5021399000 | 2464614  | 0 | 2464614  | 693,689.46   | 1,503,811.00 | 0 | 0          | 2,197,500.46 | 693,689.46   | 1,503,811.00 | 0 | 0 | 2197500  | 267113.5 | 0 | 0      |
| Other Property, Plant a | 5021399099 | 2464614  | 0 | 2464614  | 693,689.46   | 1,503,811.00 | 0 | 0          | 2,197,500.46 | 693,689.46   | 1,503,811.00 | 0 | 0 | 2197500  | 267113.5 | 0 | 0      |
| Taxes, Insurance Prem   | 5021500000 | 300000   | 0 | 300000   | 58,421.70    | 6,000.00     | 0 | 0          | 64,421.70    | 58,421.70    | 6,000.00     | 0 | 0 | 64421.7  | 235578.3 | 0 | 0      |
| nsurance Expenses       | 5021503000 | 300000   | 0 | 300000   | 58,421.70    | 6,000.00     | 0 | 0          | 64,421.70    | 58,421.70    | 6,000.00     | 0 | 0 | 64421.7  | 235578.3 | 0 | 0      |
| nsurance Expenses       | 5021503000 | 300000   | 0 | 300000   | 58,421.70    | 6,000.00     | 0 | 0          | 64,421.70    | 58,421.70    | 6,000.00     | 0 | 0 | 64421.7  | 235578.3 | 0 | 0      |
| Other Maintenance and   | 5029900000 | 22167218 | 0 | 22167218 | 1,210,083.06 | 643,422.96   | 0 | 0          | 1,853,506.02 | 1,210,083.06 | 643,422.96   | 0 | 0 | 1853506  | 20313712 | 0 | 0      |
| Advertising Expenses    | 5029901000 | 350000   | 0 | 350000   | 0            | 2,870.00     | 0 | 0          | 2,870.00     | 0            | 2,870.00     | 0 | 0 | 2870     | 347130   | 0 | 0      |
| Advertising Expenses    | 5029901000 | 350000   | 0 | 350000   | 0            | 2,870.00     | 0 | 0          | 2,870.00     | 0            | 2,870.00     | 0 | 0 | 2870     | 347130   | 0 | 0      |
| Printing and Publicatio | 5029902000 | 475000   | 0 | 475000   | 24,110.00    | 111,741.80   | 0 | 0          | 135,851.80   | 24,110.00    | 111,741.80   | 0 | 0 | 135851.8 | 339148.2 | 0 | 0      |
| Printing and Publicatio | 5029902000 | 475000   | 0 | 475000   | 24,110.00    | 111,741.80   | 0 | 0          | 135,851.80   | 24,110.00    | 111,741.80   | 0 | 0 | 135851.8 | 339148.2 | 0 | 0      |
| Representation Expens   | 5029903000 | 5500000  | 0 | 5500000  | 699,590.00   | 94,316.00    | 0 | 0          | 793,906.00   | 699,590.00   | 94,316.00    | 0 | 0 | 793906   | 4706094  | 0 | 0      |
| Representation Expens   | 5029903000 | 5500000  | 0 | 5500000  | 699,590.00   | 94,316.00    | 0 | 0          | 793,906.00   | 699,590.00   | 94,316.00    | 0 | 0 | 793906   | 4706094  | 0 | 0      |
| Transportation and De   | 5029904000 | 150000   | 0 | 150000   | 6,873.00     | 29,555.00    | 0 | 0          | 36,428.00    | 6,873.00     | 29,555.00    | 0 | 0 | 36428    | 113572   | 0 | 0      |
| Transportation and De   | 5029904000 | 150000   | 0 | 150000   | 6,873.00     | 29,555.00    | 0 | 0          | 36,428.00    | 6,873.00     | 29,555.00    | 0 | 0 | 36428    | 113572   | 0 | 0      |
| Rent/Lease Expenses     | 5029905000 | 450000   | 0 | 450000   | 22,000.00    | 107,159.56   | 0 | 0          | 129,159.56   | 22,000.00    | 107,159.56   | 0 | 0 | 129159.6 | 320840.4 | 0 | 0      |
| Rents - Equipment       | 5029905004 | 450000   | 0 | 450000   | 22,000.00    | 107,159.56   | 0 | 0          | 129,159.56   | 22,000.00    | 107,159.56   | 0 | 0 | 129159.6 | 320840.4 | 0 | 0      |
| Membership Dues and     | 5029906000 | 350000   | 0 | 350000   | 147,229.06   | 0            | 0 | 147,229.06 | 147,229.06   | 0            | 0            | 0 | 0 | 147229.1 | 202770.9 | 0 | 0      |
| Membership Dues and     | 5029906000 | 350000   | 0 | 350000   | 147,229.06   | 0            | 0 | 147,229.06 | 147,229.06   | 0            | 0            | 0 | 0 | 147229.1 | 202770.9 | 0 | 0      |
| Subscription Expenses   | 5029907000 | 275000   | 0 | 275000   | 0            | 122,600.00   | 0 | 0          | 122,600.00   | 0            | 122,600.00   | 0 | 0 | 122600   | 152400   | 0 | 0      |
| Other Subscription Exp  | 5029907099 | 275000   | 0 | 275000   | 0            | 122,600.00   | 0 | 0          | 122,600.00   | 0            | 122,600.00   | 0 | 0 | 122600   | 152400   | 0 | 0      |
| Other Maintenance and   | 5029999000 | 14617218 | 0 | 14617218 | 310,281.00   | 175,180.60   | 0 | 0          | 485,461.60   | 310,281.00   | 175,180.60   | 0 | 0 | 485461.6 | 14131756 | 0 | 0      |
| Other Maintenance and   | 5029999099 | 14617218 | 0 | 14617218 | 310,281.00   | 175,180.60   | 0 | 0          | 485,461.60   | 310,281.00   | 175,180.60   | 0 | 0 | 485461.6 | 14131756 | 0 | 0      |
| Capital Outlays         | 0          | 68380100 | 0 | 68380100 | 387,265.00   | 911,678.00   | 0 | 0          | 1,298,943.00 | 387,265.00   | 0            | 0 | 0 | 387265   | 67081157 | 0 | 911678 |
| and Improvements        | 1060200000 | 100000   | 0 | 100000   | 16,000.00    | 313,000.00   | 0 | 0          | 329,000.00   | 16,000.00    | 0            | 0 | 0 | 16000    | -229000  | 0 | 313000 |
| Other Land Improve      | 1060299000 | 100000   | 0 | 100000   | 16,000.00    | 313,000.00   | 0 | 0          | 329,000.00   | 16,000.00    | 0            | 0 | 0 | 16000    | -229000  | 0 | 313000 |
| Other Land Improve      | 1060299000 | 100000   | 0 | 100000   | 16,000.00    | 313,000.00   | 0 | 0          | 329,000.00   | 16,000.00    | 0            | 0 | 0 | 16000    | -229000  | 0 | 313000 |
| Machinery and Equipm    | 1060500000 | 0        | 0 | 0        | 0            | 323,274.00   | 0 | 0          | 323,274.00   | 0            | 0            | 0 | 0 | 0        | -323274  | 0 | 323274 |
| Information and Comm    | 1060503000 | 0        | 0 | 0        | 0            | 323,274.00   | 0 | 0          | 323,274.00   | 0            | 0            | 0 | 0 | 0        | -323274  | 0 | 323274 |
| Information and Comm    | 1060503000 | 0        | 0 | 0        | 0            | 323,274.00   | 0 | 0          | 323,274.00   | 0            | 0            | 0 | 0 | 0        | -323274  | 0 | 323274 |
| Transportation Equipm   | 1060600000 | 11900000 | 0 | 11900000 | 0            | 0            | 0 | 0          | 0            | 0            | 0            | 0 | 0 | 0        | 11900000 | 0 | 0      |
| Motor Vehicles          | 1060601000 | 11900000 | 0 | 11900000 | 0            | 0            | 0 | 0          | 0            | 0            | 0            | 0 | 0 | 0        | 11900000 | 0 | 0      |
| Motor Vehicles          | 1060601000 | 11900000 | 0 | 11900000 | 0            | 0            | 0 | 0          | 0            | 0            | 0            | 0 | 0 | 0        | 11900000 | 0 | 0      |
| Furniture, Fixtures and | 1060700000 | 500000   | 0 | 500000   | 45,460.00    | 30,000.00    | 0 | 0          | 75,460.00    | 45,460.00    | 0            | 0 | 0 | 45460    | 424540   | 0 | 30000  |
| Furniture and Fixtures  | 1060701000 | 500000   | 0 | 500000   | 45,460.00    | 30,000.00    | 0 | 0          | 75,460.00    | 45,460.00    | 0            | 0 | 0 | 45460    | 424540   | 0 | 30000  |
| Furniture and Fixtures  | 1060701000 | 500000   | 0 | 500000   | 45,460.00    | 30,000.00    | 0 | 0          | 75,460.00    | 45,460.00    | 0            | 0 | 0 | 45460    | 424540   | 0 | 30000  |
| Property, Plant and Eq  | 5060400000 | 55880100 | 0 | 55880100 | 325,805.00   | 245,404.00   | 0 | 0          | 571,209.00   | 325,805.00   | 0            | 0 | 0 | 325805   | 55308891 | 0 | 245404 |
| Buildings and Other St  | 5060404000 | 50880100 | 0 | 50880100 | 0            | 0            | 0 | 0          | 0            | 0            | 0            | 0 | 0 | 0        | 50880100 | 0 | 0      |
| Buildings               | 5060404001 | 5450000  | 0 | 5450000  | 0            | 0            | 0 | 0          | 0            | 0            | 0            | 0 | 0 | 0        | 5450000  | 0 | 0      |
| School Buildings        | 5060404002 | 43430100 | 0 | 43430100 | 0            | 0            | 0 | 0          | 0            | 0            | 0            | 0 | 0 | 0        | 43430100 | 0 | 0      |
| Other Structures        | 5060404099 | 2000000  | 0 | 2000000  | 0            | 0            | 0 | 0          | 0            | 0            | 0            | 0 | 0 | 0        | 2000000  | 0 | 0      |
| Machinery and Equipm    | 5060405000 | 2000000  | 0 | 2000000  | 145,805.00   | 245,404.00   | 0 | 0          | 391,209.00   | 145,805.00   | 0            | 0 | 0 | 145805   | 1608791  | 0 | 245404 |
| Office Equipment        | 5060405002 | 1500000  | 0 | 1500000  | 145,805.00   | 245,404.00   | 0 | 0          | 391,209.00   | 145,805.00   | 0            | 0 | 0 | 145805   | 1108791  | 0 | 245404 |
| Ports Equipment         | 5060405013 | 500000   | 0 | 500000   | 0            | 0            | 0 | 0          | 0            | 0            | 0            | 0 | 0 | 0        | 500000   | 0 | 0      |

|                         |            |         |   |         |            |   |   |   |            |            |   |   |   |        |         |   |   |
|-------------------------|------------|---------|---|---------|------------|---|---|---|------------|------------|---|---|---|--------|---------|---|---|
| Other Property Plant a  | 5060409000 | 3000000 | 0 | 3000000 | 180,000.00 | 0 | 0 | 0 | 180,000.00 | 180,000.00 | 0 | 0 | 0 | 180000 | 2820000 | 0 | 0 |
| Other Property, Plant a | 5060409099 | 3000000 | 0 | 3000000 | 180,000.00 | 0 | 0 | 0 | 180,000.00 | 180,000.00 | 0 | 0 | 0 | 180000 | 2820000 | 0 | 0 |


This report was generated using the Unified Reporting System on 27/07/2017 19:57

Prepared by:


  
**EUGENIA R. COSMIANO**  
 AOV/Budget Officer

  
**CAMILO D. MALONG, JR., CPA**  
 Accountant III

Reviewed by:

  
**FLORIFE O. URBIZTONDO, DPA**  
 Vice Pres. for Admin & Finance

Approved:

  
**BACELEDES R. ESTAL, PH. D.**  
 President II