

STATEMENT OF APPROVED BUDGET, UTILIZATIONS, DISBURSEMENTS AND BALANCES
As of the Quarter Ending June 30, 2017


Department : State Universities and Colleges (SUCs)
Agency : Surigao del Sur State University
Operating Unit : N/A
Organization Code (UACS) : 081060000000
Report Status : PENDING

Particulars	UACS CODE	Approved Budget				Budget Utilization					Disbursements					Balances		
		Approved Budget	Adjusted Budget	1st Quarter End	2nd Quarter End	3rd Quarter	4th Quarter	Total	1st Quarter End	2nd Quarter End	3rd Quarter	4th Quarter	Total	Unutilized	Unpaid Utilizations			
		3	4	5=[3+(-)4]	6	7	8	9	10=(6+7+8+9)	11	12	13	14	15=(11+12)	16=(5-10)	17	18	
Agency Approved Budget		0	0	0	0	0	0	0	0	0	0	0	0	0	0	0	0	
Internally Generated Income	05206441	129307600	0	129307600	9,112,787.40	12,727,551.86	0	0	21840339.26	9,112,787.40	12,727,551.86	0	0	21840339	1.07E+08	0	12286256	
General Administration and General Management	0000010000000000	15100000	0	15100000	2,823,868.19	5,096,715.29	0	0	7920583.48	2,823,868.19	5,096,715.29	0	0	7920583	7179417	0	4989890	
Salaries	103001000100000	15100000	0	15100000	2,823,868.19	5,096,715.29	0	0	7920583.48	2,823,868.19	5,096,715.29	0	0	7920583	7179417	0	4989890	
Supplies		3100000	0	3100000	189,000.00	106,825.45	0	0	295825.45	189,000.00	106,825.45	0	0	295825.5	2804175	0	0	
Travel		8500000	0	8500000	2,508,353.19	4,559,976.84	0	0	7068330.03	2,508,353.19	4,559,976.84	0	0	7068330	1431670	0	4559977	
Utilities		3500000	0	3500000	126,515.00	429,913.00	0	0	556428	126,515.00	429,913.00	0	0	556428	2943572	0	429913	
Operations	000003000000000	55832600	0	55832600	5,939,659.21	7,158,666.57	0	0	13098325.78	5,939,659.21	7,158,666.57	0	0	13098326	42734274	0	7158667	
OFFICE 1: HIGHER EDUCATION	000003010000000	40618600	0	40618600	5,313,144.16	5,892,839.94	0	0	11205984.1	5,313,144.16	5,892,839.94	0	0	11205984	29412616	0	5892840	
Provision of Higher Education	264003010100000	40618600	0	40618600	5,313,144.16	5,892,839.94	0	0	11205984.1	5,313,144.16	5,892,839.94	0	0	11205984	29412616	0	5892840	
Salaries		7125000	0	7125000	3,595,276.80	2,397,966.94	0	0	5993243.74	3,595,276.80	2,397,966.94	0	0	5993244	1131756	0	2397967	
Travel		25258500	0	25258500	1,627,277.36	3,360,108.00	0	0	4987385.36	1,627,277.36	3,360,108.00	0	0	4987385	20271115	0	3360108	
Utilities		8235100	0	8235100	90,590.00	134,765.00	0	0	225355	90,590.00	134,765.00	0	0	225355	8009745	0	134765	
OFFICE 2: ADVANCED EDUCATION	000003020000000	3100000	0	3100000	234,093.26	594,021.50	0	0	828114.76	234,093.26	594,021.50	0	0	828114.8	2271885	0	594021.5	
Provision of Advanced Education	264003020100000	3100000	0	3100000	234,093.26	594,021.50	0	0	828114.76	234,093.26	594,021.50	0	0	828114.8	2271885	0	594021.5	
Salaries		2100000	0	2100000	187,133.26	577,521.50	0	0	764654.76	187,133.26	577,521.50	0	0	764654.8	1335345	0	577521.5	
Travel		750000	0	750000	46,960.00	16,500.00	0	0	63460	46,960.00	16,500.00	0	0	63460	686540	0	16500	
Utilities		250000	0	250000	0	0	0	0	0	0	0	0	0	0	250000	0	0	
OFFICE 3: RESEARCH SERVICES	000003030000000	6057000	0	6057000	173,849.52	431,222.10	0	0	605071.62	173,849.52	431,222.10	0	0	605071.6	5451928	0	431222.1	
Conduct of Research Services	267003030100000	6057000	0	6057000	173,849.52	431,222.10	0	0	605071.62	173,849.52	431,222.10	0	0	605071.6	5451928	0	431222.1	
Salaries		407000	0	407000	111,499.52	64,552.66	0	0	176052.18	111,499.52	64,552.66	0	0	176052.2	230947.8	0	64552.66	
Travel		5500000	0	5500000	62,350.00	362,669.44	0	0	425019.44	62,350.00	362,669.44	0	0	425019.4	5074981	0	362669.4	
Utilities		150000	0	150000	0	4,000.00	0	0	4000	0	4,000.00	0	0	4000	146000	0	4000	
OFFICE 4: TECHNICAL ASSISTANCE	000003040000000	6057000	0	6057000	218,572.27	240,583.03	0	0	459155.3	218,572.27	240,583.03	0	0	459155.3	5597845	0	240583	
Provision of Extension Services	265003040100000	6057000	0	6057000	218,572.27	240,583.03	0	0	459155.3	218,572.27	240,583.03	0	0	459155.3	5597845	0	240583	
Salaries		1325000	0	1325000	2,000.00	0	0	0	2000	2,000.00	0	0	0	2000	1323000	0	0	
Travel		3612000	0	3612000	216,572.27	210,583.03	0	0	427155.3	216,572.27	210,583.03	0	0	427155.3	3184845	0	210583	
Utilities		1120000	0	1120000	0	30,000.00	0	0	30000	0	30,000.00	0	0	30000	1090000	0	30000	
Locally-Funded Projects	000004000000000	58375000	0	58375000	349,260.00	472,170.00	0	0	821430	349,260.00	472,170.00	0	0	821430	57553570	0	137700	
Buildings and Other Structures	000004010000000	58375000	0	58375000	349,260.00	472,170.00	0	0	821430	349,260.00	472,170.00	0	0	821430	57553570	0	137700	
School Buildings	000004010100000	58375000	0	58375000	349,260.00	472,170.00	0	0	821430	349,260.00	472,170.00	0	0	821430	57553570	0	137700	
Upgrading of Infrastructure	268004010100001	58375000	0	58375000	349,260.00	472,170.00	0	0	821430	349,260.00	472,170.00	0	0	821430	57553570	0	137700	
Travel		3250000	0	3250000	179,100.00	137,700.00	0	0	316800	179,100.00	137,700.00	0	0	316800	2933200	0	137700	
Utilities		55125000	0	55125000	170,160.00	334,470.00	0	0	504630	170,160.00	334,470.00	0	0	504630	54620370	0	0	
		0	0	0	0	0	0	0	0	0	0	0	0	0	0	0	0	
TOTAL		129307600	0	129307600	9,112,787.40	12,727,551.86	0	0	21840339.26	9,112,787.40	12,727,551.86	0	0	21840339	1.07E+08	0	12286256	

PS	0	14057000	0	14057000	4,084,909.58	3,146,866.55	0	0	7231776.13	4,084,909.58	3,146,866.55	0	0	7231776	6825224	0	3040041
AOOE	0	46870500	0	46870500	4,640,612.82	8,647,537.31	0	0	13288150.13	4,640,612.82	8,647,537.31	0	0	13288150	33582350	0	8647537
InEx	0	0	0	0	0	0	0	0	0	0	0	0	0	0	0	0	0
CO	0	68380100	0	68380100	387,265.00	933,148.00	0	0	1320413	387,265.00	933,148.00	0	0	1320413	67059687	0	598678


This report was generated using the Unified Reporting System on 27/07/2017 19:23

Prepared by:



EUGENIA R. COSMIANO
 AOV/Budget Officer


CAMILO D. MALONG, JR., CPA
 Accountant III

Reviewed by:


FLORIFE O. URBIZTONDO, DPA
 Vice Pres. for Admin & Finance

Approved:


BACELEDES R. ESTAL, PH. D.
 President II